



## **2021 CATALOGUE**



**OCEANSOUTH EUROPE GmbH**



**OCEANSOUTH JIANGSU CO. LTD.**



**OCEANSOUTH CHINA CO. LTD.**



**OCEANSOUTH AUSTRALIA**



**OCEANSOUTH NEW ZEALAND LTD**



**OCEANSOUTH USA INC**



**OCEANSOUTH AUSTRALIA**

1-3 Urban Street, Braeside,  
Victoria 3195,  
Tel: +61 3 9580 0015  
Fax: +61 3 9580 7844  
sales@oceansouth.com.au



**OCEANSOUTH NEW ZEALAND LTD**

60 Hillside Road, Wairau Valley,  
Auckland 0627,  
Tel: +64 9 5513054  
Fax: +64 9 5513053  
sales@oceansouth.co.nz



**OCEANSOUTH USA INC**

3906-3908 NW 126th Avenue,  
Coral Springs, Florida 33065  
Tel: +1 954 575 8444  
Fax: +1 954 575 8899  
sales@oceansouth.us



**OCEANSOUTH EUROPE GmbH**

Zeppelinstraße 9  
28844 Weyhe, Germany  
Tel: +49-(0)4404-20 900 30  
sales@oceansouth.de



**OCEANSOUTH JIANGSU CO. LTD.**

Creative Industrial Park,  
Taixing, Jiangsu  
China



**OCEANSOUTH CHINA CO. LTD.**

938 Nanfeng Road, Fengcheng,  
Fengxian, Shanghai 201411  
Tel: +86 21 5752 2291  
Fax: +86 21 5752 1753  
info@oceansouth.com



PG	PRODUCTS	PG	PRODUCTS	PG	PRODUCTS	PG	PRODUCTS
BIMINI TOPS						FISHING GEAR	
06	<a href="#">Integrated Storage Boot System</a>	38	<a href="#">T-Top Stern Sades</a>	64	<a href="#">Bowrider Boat Cover</a>	92	<a href="#">Large Bait Board</a>
07	<a href="#">Bimini Top Extension Kit</a>	38	<a href="#">Cabin Cruiser Stern Sades</a>	65	<a href="#">Cabin Cruiser Boat Cover</a>	93	<a href="#">Extra Large Bait Board</a>
09	<a href="#">2 Bow Bimini Aluminium</a>	38	<a href="#">Targa Top Stern Sades</a>	65	<a href="#">Runabout Boat Cover</a>	94	<a href="#">Small Bait Board</a>
11	<a href="#">3 Bow Bimini Stainless Steel</a>	40	<a href="#">T-Top Components</a>	66	<a href="#">Side Console Boat Cover</a>	94	<a href="#">Gunwale Storage Bin</a>
11	<a href="#">3 Bow Bimini Aluminium</a>	BOAT SEATING		66	<a href="#">Centre Console Boat Cover</a>	95	<a href="#">Rod Rack</a>
13	<a href="#">4 Bow Bimini Stainless Steel</a>	42	<a href="#">Skipper Seats</a>	67	<a href="#">Universal Boat Cover</a>	95	<a href="#">Sea Anchor</a>
13	<a href="#">4 Bow Bimini Aluminium</a>	43	<a href="#">Sirocco Seat</a>	68	<a href="#">Rib Boat Cover - Full Cover</a>	96	<a href="#">Quick Lift Rod Holders</a>
15	<a href="#">Whitewater Bimini Aluminium</a>	44	<a href="#">C Seats</a>	69	<a href="#">Rib Boat Cover - Trailerable</a>	96	<a href="#">Rectangle 90°&amp; Oval 30°Rod Holders</a>
15	<a href="#">Whitewater Bimini Aluminium - Combo</a>	45	<a href="#">Fisherman Seats</a>	70	<a href="#">Inflatable Boat Cover</a>	PADDLES & OARS	
17	<a href="#">Whitewater Pro Bimini Aluminium</a>	46	<a href="#">Deluxe Seats</a>	71	<a href="#">Jet Ski Cover</a>	98	<a href="#">Boat Hooks &amp; Paddles</a>
17	<a href="#">Whitewater Pro Bimini Aluminium - Combo</a>	47	<a href="#">High Back Deluxe Seats</a>	72	<a href="#">Boat Cover Components</a>	99	<a href="#">Standard Paddle - T Handle</a>
19	<a href="#">‘Clamp-on’ Rocket Launcher</a>	48	<a href="#">Boat Seat Covers</a>	OUTBOARD MOTOR COVERS		99	<a href="#">Telescopic Paddle</a>
21	<a href="#">Free Standing Rocket Launcher</a>	50	<a href="#">Economy Seat Pedestal</a>	74	<a href="#">Universal Half Cover</a>	100	<a href="#">Kayak Paddles</a>
23	<a href="#">Cruiser Bimini Stainless Steel</a>	50	<a href="#">Adjustable Seat Pedestal</a>	75	<a href="#">Universal Full Cover</a>	100	<a href="#">Asymmetric Kayak Paddles</a>
25	<a href="#">Sailboat Bimini Stainless Steel</a>	51	<a href="#">Fixed Seat Pedestal</a>	76	<a href="#">Evinrude Half, Full &amp; Vented</a>	101	<a href="#">Aluminium Oars</a>
26	<a href="#">Bimini Components</a>	51	<a href="#">Waverider Seat Pedestal</a>	78	<a href="#">Mercury Half, Full &amp; Vented</a>	102	<a href="#">Heavy Duty Oars</a>
TOPS		52	<a href="#">Socket Pedestals Flat &amp; Dome Base</a>	80	<a href="#">Yamaha Half, Full &amp; Vented</a>	103	<a href="#">Heavy Duty Oars - Split Shaft</a>
28	<a href="#">Heavy Duty T-Tops</a>	53	<a href="#">Waverider Pedestals Flat &amp; Dome Base</a>	82	<a href="#">Suzuki Half, Full &amp; Vented</a>	104	<a href="#">Outboard Backing Plate</a>
30	<a href="#">Targa Top Enclosure (Spray Shield)</a>	54	<a href="#">Swivels</a>	84	<a href="#">Honda Half, Full &amp; Vented</a>	105	<a href="#">Large Signal Horn</a>
31	<a href="#">Targa Top</a>	56	<a href="#">Boat Cushions</a>	86	<a href="#">Outboard Motor Carry Bag</a>	105	<a href="#">Mini Signal Horn</a>
32	<a href="#">T-Top</a>	58	<a href="#">Boat Bench Cushion</a>	LADDERS		SAILING GEAR	
33	<a href="#">Seagull T-Top</a>	59	<a href="#">Boat Bench Cushion with Pockets</a>	88	<a href="#">Short Base 316 SS Ladder</a>	106	<a href="#">Hatch Cover</a>
34	<a href="#">Deck Top</a>	BOAT COVERS		88	<a href="#">Long Base 316 SS Ladder</a>	107	<a href="#">Winch Cover</a>
35	<a href="#">T-Top Console Cover</a>	62	<a href="#">Jumbo Boat Cover</a>	89	<a href="#">Gunwale Ladder</a>	108	<a href="#">Sailboat Awning</a>
36	<a href="#">Universal T-Top Spray Shield</a>	63	<a href="#">Pilot/Cruiser Boat Cover</a>	89	<a href="#">Fold Away Aluminium Ladder</a>		
37	<a href="#">Bow Shade</a>	63	<a href="#">T-Top Boat Cover</a>	90	<a href="#">Handrails</a>		
		64	<a href="#">Open Boat Cover</a>				



UNIQUE TO ENTIRE OCEANSOUTH BIMINI RANGE



STEP 1: Unzip



STEP 2: Release Boot



STEP 3: Fold Back



STEP 4: Wrap Boot Over Bimini

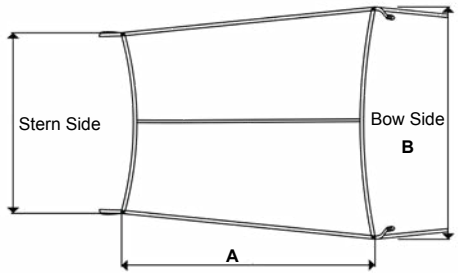


STEP 5: Zip up



Versatile sun shade kit which extends the shaded area of the Bimini. Allows airflow and gently filters the sun rays to provide a comfortable shaded area. Takes only a few minutes to install and easily folded for compact storage. Can be used at anchor or motoring up to 20 knots.

- Ø32mm - Ø25mm Adjustable Aluminium poles with tapered collar ends, fit securely into rod holder mounts.
- Excellent tear and abrasion resistance.
- Polyester webbing straps with adjustment buckles.
- Webbing reinforced surround edges and attachment loops.



**ATLAS GOLDEN RANGE**  
DOPE DYED POLYESTER CANVAS  
310 g/m<sup>2</sup> - 9.14 oz/yd<sup>2</sup>

(Blue) **B** (Black) **BK** (Grey) **G**

CODE	A	B
MA 046-1	1.7m	1.7m
MA 046-2	1.7m	2.1m
*COLOUR CODE REQUIRED WHEN ORDERING		





OCEANSOUTH  
BIMINI TOP FABRICS



100% High tech Polyester



Breathable



UV Rated



Water Repellent



All Weather Conditions



DOPE DYED  
POLYESTER  
YARN



TYPICAL DYED  
POLYESTER  
YARN

Years of research have proven that DOPE DYED POLYESTER with maximum UV Inhibitors as developed by OCEANSOUTH is the strongest and superior product for outdoor use.



(Blue) **B**



(Black) **BK**



(Grey) **G**




(Sand) **S**



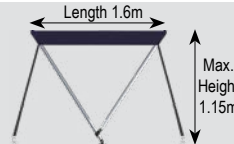
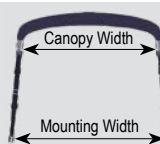
(Maroon) **M**

Material composition	ISO 2076	100% High tech Polyester
Fabric width	EN 1773	≈ 165 cm
Weight	EN 12127	≈ 310 g/m <sup>2</sup> (9.14 oz per yard 2)
Water column	EN 20811	≥ 150 mbar (1500 mm)
Light fastness	ISO 105-B02	Note 6-7
Weather fastness	(ISO 105-B04)	Note 6 -7
Tensile strength	EN ISO 13934-1	≈ 2200 N <sup>1</sup>   1300 N <sup>2</sup>
Elongation	EN ISO 13934-1	≈ 40 % <sup>1</sup>   30 % <sup>2</sup>
Colour fastness to rubbing	ISO 105/X12	Note 4-5 <sup>3</sup>   Note 4 <sup>4</sup>
Chlorine resistance	EN ISO 105-E03	Note 4-5
Water repellency	AATCC 22-1985	Note 100
Oil repellency	AATCC 118-1984	Note 4
Coating		Polyurethan [PU]
UV Protection Factor	EN 13758-1	UPF 50+ (measured value > UPF 80)

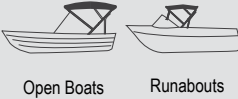
2 BOW - BIMINI TOPS



Ø25mm  
HARD ANODISED  
ALUMINIUM TUBE  
DOUBLE WALL  
THICKNESS



SUITABLE FOR



Open Boats      Runabouts

ALUMINIUM FRAME



ATLAS GOLDEN RANGE  
DOPE DYED POLYESTER CANVAS  
310 g/m<sup>2</sup> - 9.14 oz/yd<sup>2</sup>




(Blue) **B**



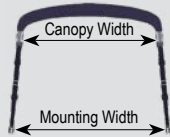
(Sand) **S**

CODE	CANOPY WIDTH	MOUNTING WIDTH
MA 060-1	1.0m	1.1 - 1.3m
MA 060-2	1.2m	1.3 - 1.5m
MA 060-3	1.4m	1.5 - 1.7m
F060-1, F060-2, F060-3 - Replacement Fabric   *COLOUR CODE REQUIRED WHEN ORDERING		





Ø25mm **STAINLESS STEEL**  
**OR HARD ANODISED**  
**ALUMINIUM TUBE**  
**DOUBLE WALL THICKNESS**



SUITABLE FOR



Open Boats



Runabouts

STAINLESS STEEL FRAME

ALUMINIUM FRAME



ATLAS GOLDEN RANGE  
DOPE DYED POLYESTER CANVAS  
310 g/m<sup>2</sup> - 9.14 oz/yd<sup>2</sup>



(Blue) **B**



(Black) **BK**



(Grey) **G**



(Sand) **S**



(Maroon) **M**

CODE	CANOPY WIDTH	MOUNTING WIDTH
MA 262-1	1.4m	1.5 - 1.7m
MA 262-2	1.6m	1.7 - 1.9m
MA 262-3	1.8m	1.9 - 2.1m
F062-1, F062-2, F062-3 - Replacement Fabric   *COLOUR CODE REQUIRED WHEN ORDERING		

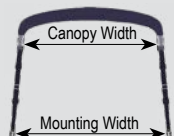
CODE	CANOPY WIDTH	MOUNTING WIDTH
MA 062-1	1.4m	1.5 - 1.7m
MA 062-2	1.6m	1.7 - 1.9m
MA 062-3	1.8m	1.9 - 2.1m
F062-1, F062-2, F062-3 - Replacement Fabric   *COLOUR CODE REQUIRED WHEN ORDERING		







Ø25mm 316 STAINLESS STEEL  
OR HARD ANODISED  
ALUMINIUM TUBE  
DOUBLE WALL THICKNESS



SUITABLE FOR



Open Boats



Runabouts



Center Console

STAINLESS STEEL FRAME

ALUMINIUM FRAME



ATLAS GOLDEN RANGE  
DOPE DYED POLYESTER CANVAS  
310 g/m<sup>2</sup> - 9.14 oz/yd<sup>2</sup>




CODE	CANOPY WIDTH	MOUNTING WIDTH
MA 263-1	1.4m	1.5 - 1.7m
MA 263-2	1.6m	1.7 - 1.9m
MA 263-3	1.8m	1.9 - 2.1m
MA 263-4	2.0m	2.1 - 2.3m
F063-1, F063-2, F063-3, F063-4- Replacement Fabric   *COLOUR CODE REQUIRED WHEN ORDERING		

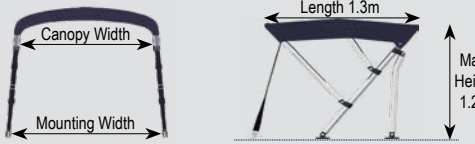
CODE	CANOPY WIDTH	MOUNTING WIDTH
MA 063-1	1.4m	1.5 - 1.7m
MA 063-2	1.6m	1.7 - 1.9m
MA 063-3	1.8m	1.9 - 2.1m
MA 063-4	2.0m	2.1 - 2.3m
F063-1, F063-2, F063-3, F063-4- Replacement Fabric   *COLOUR CODE REQUIRED WHEN ORDERING		









Ø25mm  
HARD ANODISED  
ALUMINIUM TUBE  
DOUBLE WALL THICKNESS





Canopy Width  
Mounting Width  
Length 1.3m  
Max. Height 1.2m

SUITABLE FOR

Open Boats

Runabouts

Ski Boats

Half Cabins

ALUMINIUM FRAME

ALUMINIUM FRAME - *COMBO*

NEW  
PRODUCT





ATLAS GOLDEN RANGE  
DOPE DYED POLYESTER CANVAS  
310 g/m<sup>2</sup> - 9.14 oz/yd<sup>2</sup>

 (Blue) **B**

 (Black) **BK**

 (Grey) **G**

 (Sand) **S**

 (Maroon) **M**



CODE	CANOPY WIDTH	MOUNTING WIDTH
MA 090-0	1.2m	1.3 - 1.5m
MA 090-1	1.4m	1.5 - 1.7m
MA 090-2	1.6m	1.7 - 1.9m
MA 090-3	1.8m	1.9 - 2.1m
MA 090-4	2.0m	2.1 - 2.3m

F090-0, F090-1, F090-2 , F090-3, F090-4 Replacement Fabric | \*COLOUR CODE REQUIRED WHEN ORDERING

CODE	CANOPY WIDTH	MOUNTING WIDTH
MA 093-0	1.2m	1.3 - 1.5m
MA 093-1	1.4m	1.5 - 1.7m
MA 093-2	1.6m	1.7 - 1.9m
MA 093-3	1.8m	1.9 - 2.1m
MA 093-4	2.0m	2.1 - 2.3m

F093-0, F093-1, F093-2 , F093-3, F093-4 Replacement Fabric | \*COLOUR CODE REQUIRED WHEN ORDERING










Ø25mm  
HARD ANODISED  
ALUMINIUM TUBE  
3mm WALL THICKNESS




SUITABLE FOR

  
Open Boats

  
Runabouts

  
Ski Boats

  
Half Cabins

ALUMINIUM FRAME

ALUMINIUM FRAME - COMBO





21041\*  
UPRIGHT  
EXTENDERS  
15mm  
(PAIR)



SUPPLIED AS A COMPLETE UNIT,



ATLAS GOLDEN RANGE  
DOPE DYED POLYESTER CANVAS  
310 g/m<sup>2</sup> - 9.14 oz/yd<sup>2</sup>

  
(Blue) **B**

  
(Black) **BK**



SUPPLIED AS A COMPLETE UNIT,

CODE	CANOPY WIDTH	MOUNTING WIDTH
MA 095-1	1.3m	1.5 - 1.7m
MA 095-2	1.5m	1.7 - 1.9m
MA 095-3	1.7m	1.9 - 2.1m
F095-1, F095-2, F095-3 Replacement Fabric   *COLOUR CODE REQUIRED WHEN ORDERING		

CODE	CANOPY WIDTH	MOUNTING WIDTH
MA 099-1	1.3m	1.5 - 1.7m
MA 099-2	1.5m	1.7 - 1.9m
MA 099-3	1.7m	1.9 - 2.1m
F099-1, F099-2, F099-3 Replacement Fabric   *COLOUR CODE REQUIRED WHEN ORDERING		





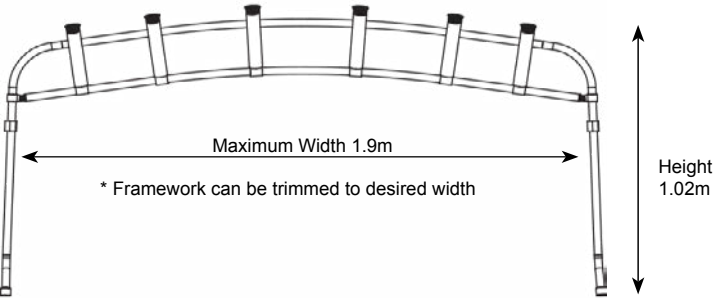
ALUMINIUM  
DOUBLE KNUCKLE  
CLAMP Ø25MM



Ø25mm HARD ANODISED  
ALUMINIUM TUBE  
DOUBLE WALL THICKNESS

The 'Clamp-on' Rocket Launcher has been designed to team with just about any bimini or canopy with 25mm framework. The sleek and robust design will compliment any boat top.

- Attaches to Biminis constructed with 25mm tube.
- Fits Biminis or Canopies up to 1.9m Canopy width.
- Alloy Double Knuckle Clamp attaches Rocket Launcher firmly to Bimini Frame.
- All fasteners made from 316 grade Stainless Steel.
- Can be trimmed to suit your Bimini width.



OPTIONAL COMPONENTS	
<p><b>21014*</b> DOUBLE KNUCKLE CLAMP</p> <p>Ø25mm Alloy</p> 	<p><b>21151*</b> ROD HOLDER</p> <p>High impact polymer Metallic Finish Ø25mm</p> 

\* Denotes Product Code

CODE	MAXIMUM WIDTH
MA 110	1.9m





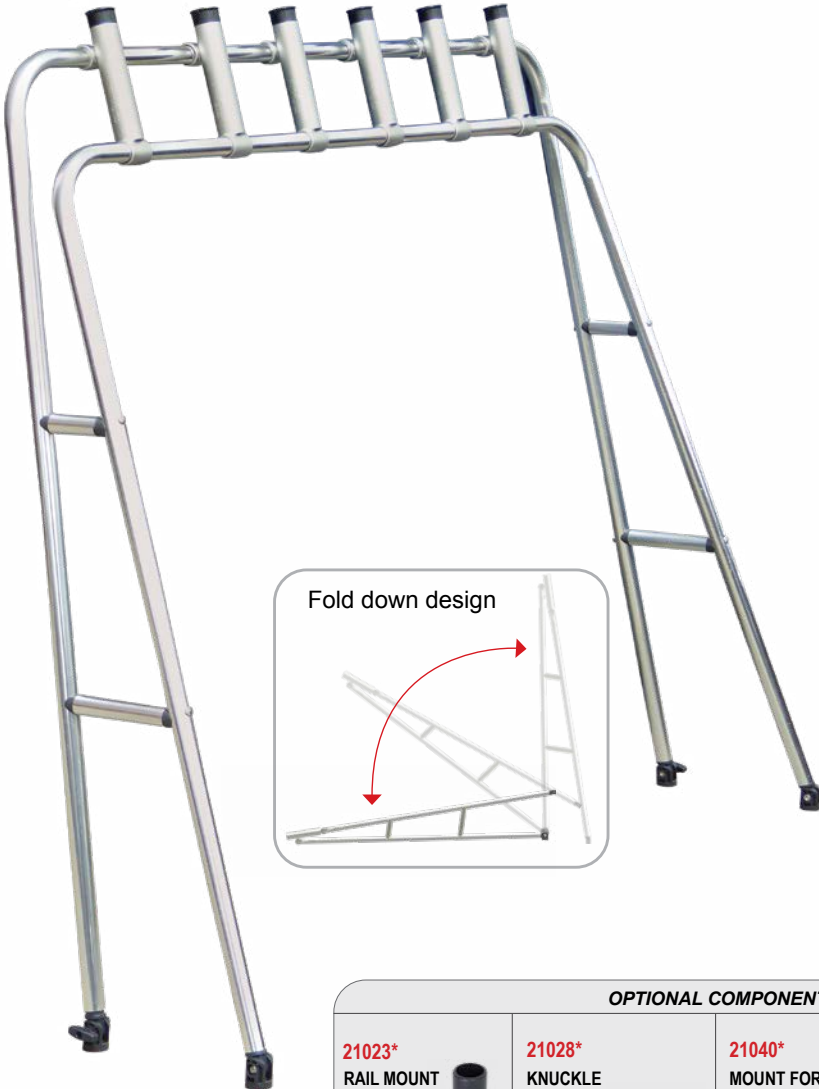
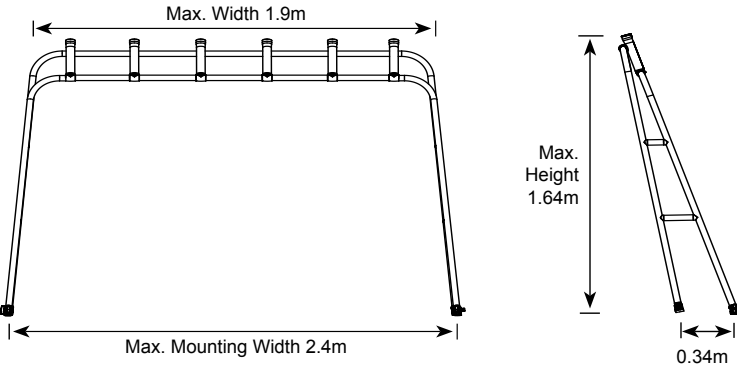


The free standing Oceansouth Rocket Launcher is an excellent addition to your boat so that rods can be safely stowed above deck space.

It is easily assembled and features the unique universal mounts. The universal base mount features a beveled base which enables a variety of possible mounting positions.

**NOTE:**  
Optional Rail Mounts can be used to mount the rocket launcher on rails.

- Ø32mm hard anodised aluminium tube.
- 6 Hi-Impact non-corrosive polymer rod holder - metallic finish.
- All connectors and mounts made from marine grade nylon.
- Rear Universal Base Mounts are fitted with Thumb Screws that enable the Rocket Launcher to be folded down.
- Crossbars can be used to mount equipment.
- Assembling skills required Medium.



OPTIONAL COMPONENTS			
<b>21023*</b> RAIL MOUNT  Ø32mm Polymer (Ø25mm Rails)	<b>21028*</b> KNUCKLE W/THUMB SCREW  Ø32mm Polymer	<b>21040*</b> MOUNT FOR NAVIGATION LIGHT  Ø32mm Polymer	<b>21150*</b> ROD HOLDER  Ø32mm (1¼") High impact polymer Metallic finish

\* Denotes Product Code

CODE	MAX. WIDTH	MAX. HEIGHT	MAX. MOUNTING WIDTH
MA 100	1.9m	1.64m	2.4m

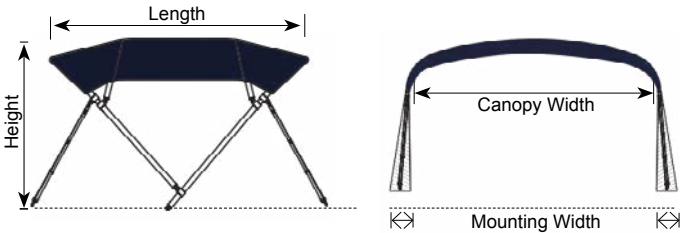





The newest addition to our bimini range, the Oceansouth Cruiser Bimini Top has been designed and manufactured to the highest standards to give a professional finish.

- Ø25.4mm (1") double wall stainless steel 316 framework and components.
- Top stitched double seams, sewn with UV bonded thread for maximum strength.
- Integrated storage boot & support poles supplied.
- 316 Stainless Steel components

ATLAS GOLDEN RANGE  
DOPE DYED POLYESTER CANVAS  
310 g/m<sup>2</sup> - 9.14 oz/yd<sup>2</sup>



CODE	HEIGHT	LENGTH	CANOPY WIDTH	MOUNTING WIDTH
NA 066-1	1.35m	2.2m	1.95m	1.8 - 2.1m
NA 066-2	1.35m	2.2m	2.25m	2.1 - 2.4m
NA 066-3	1.55m	2.5m	2.55m	2.4 - 2.7m
NA 066-4	1.55m	2.5m	2.85m	2.7 - 3.0m
NA 066-5	1.55m	2.5m	3.15m	3.0 - 3.3m
F066-1, F066-2, F066-3, F066-4, F065-5 Replacement Fabric   *COLOUR CODE REQUIRED WHEN ORDERING				



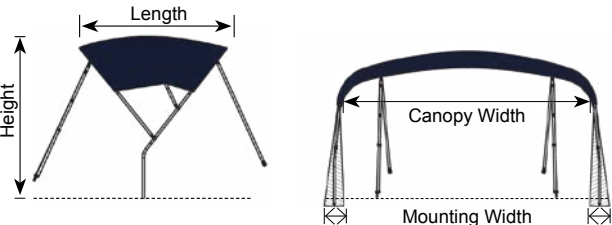



 Ø25mm STAINLESS STEEL TUBE  
DOUBLE WALL THICKNESS

The newest addition to our bimini range, the Oceansouth Sailboat Bimini Top has been designed and manufactured to the highest standards to give a professional finish.

- Ø25.4mm (1") double wall stainless steel 316 framework and components.
- Top stitched double seams, sewn with UV bonded thread for maximum strength.
- Integrated storage boot & support poles supplied.
- 316 Stainless Steel components


 **ATLAS GOLDEN RANGE**  
DOPE DYED POLYESTER CANVAS  
310 g/m<sup>2</sup> - 9.14 oz/yd<sup>2</sup>




CODE	HEIGHT	LENGTH	CANOPY WIDTH	MOUNTING WIDTH
NA 065-1	1.35m	1.3m	1.95m	1.8 - 2.1m
NA 065-2	1.35m	1.3m	2.25m	2.1 - 2.4m
NA 065-3	1.55m	1.6m	2.55m	2.4 - 2.7m
NA 065-4	1.55m	1.6m	2.85m	2.7 - 3.0m
NA 065-5	1.55m	1.6m	3.15m	3.0 - 3.3m
F065-1, F065-2, F065-3, F065-4, F065-5 Replacement Fabric   *COLOUR CODE REQUIRED WHEN ORDERING				




22001\*  
UNIVERSAL  
HINGE  
DECK MOUNT  
Stainless Steel




22009\*  
FIXED  
DECK MOUNT  
Stainless Steel




21036\*  
UNIVERSAL  
HINGE  
DECK MOUNT  
Nylon




21001\*  
DECK MOUNT  
Nylon




21037\*  
DECK MOUNT  
NARROW  
Nylon




50390\*  
DECK MOUNT  
Inflatable Boat




22002\*  
KNUCKLE  
Ø25mm  
Stainless Steel




22003\*  
HINGE RAIL  
MOUNT  
KNUCKLE  
Ø25mm  
Stainless Steel




21004\*  
KNUCKLE  
Ø25mm  
Nylon




21038\*  
KNUCKLE  
CLOSED STYLE  
Ø25mm  
Nylon




21014\*  
DOUBLE  
KNUCKLE  
CLAMP  
Ø25mm  
Alloy




21006-2\*  
THUMB SCREW  
1/4" thread suits  
Deck mount &  
Knuckle  
Nylon




22004\*  
TUBE END CAP  
Ø25mm  
Stainless Steel




22005\*  
TUBE END CAP  
INTERNAL  
Ø25mm  
Stainless Steel




21005\*  
TUBE END  
Ø25mm x 1.6mm  
Nylon




21039\*  
TUBE END  
Ø25mm x 3mm  
Nylon




21013\*  
BIMINI TIE DOWN  
KIT (PAIR)  



22012\*  
SADDLE  
EYE STRAP  
Stainless Steel




21012\*  
WEBBING  
SADDLE FLAT  
25mm (1")  
Stainless Steel




21010\*  
WEBBING SNAP  
HOOK  
25mm (1") webbing  
Stainless Steel




21016\*  
LADDERLOCK  
BUCKLE  
25mm (1")  
Nylon




21022\*  
UNIVERSAL  
MOUNT  
W/THUMB SCREW  
Ø32mm  
Polymer




21023\*  
RAIL MOUNT  
Ø32mm  
Polymer  
(Ø25mm Rails)




21031 - 100\*  
JOINER  
100" (pair)  
Ø32mm  
Polymer




21031 - 105\*  
JOINER  
105" (pair)  
Ø32mm  
Polymer




111\*  
TUBE  
CONNECTOR  
Ø32mm tube  
Aluminium




21028\*  
KNUCKLE  
W/THUMB  
SCREW  
Ø32mm  
Polymer




21040\*  
MOUNT FOR  
NAVIGATION  
LIGHT  
Ø32mm  
Polymer




101\*  
STAINLESS STEEL TUBE  
O.D - Ø25.40mm (1") W.T - 1.2mm




101\*  
STAINLESS STEEL TUBE  
O.D - Ø25.40mm (1") W.T - 1.2mm



21150\*  
ROD  
HOLDER  
Ø32mm (1 1/4")  
High impact  
polymer  
metallic finish



21151\*  
ROD  
HOLDER  
High impact  
polymer  
Metallic Finish  
Ø25mm



BIMINI  
SUPPORT POLES

MA 051-3

MA 051-4

MA 051-5

MA 051-6

CODE	TYPE	SIZE
MA 051-3	Ø25 Telescopic AL	700-1250mm
MA 051-4	Ø25 Fixed AL	1100mm
MA 051-5	Ø25 Angled AL	900mm
MA 051-6	Ø25 Fixed SS	1050mm



T-TOPS

T-TOP | DECK TOP | TARGA TOP






The ‘New Release’ **Heavy Duty T-Top Powder Coated**  
Oceansouth Heavy Duty T-Top has been redesigned to further  
improve performance and durability.

The Ø44mm aluminium tube uprights now feature a large radius which gives  
greater structural strength throughout the uprights & helps spread ‘load’ evenly  
across the frame reducing vibration and structural fatigue, extending the life of  
the T-Top. Design allows flexibility in mounting positions


Our New **Heavy Duty T-Top Console Mount design** clears valuable  
passage ways Can be fitted to side console or centre console boats.  
Specially designed side mounts and uprights allow maximum flexibility in  
mounting positions to suit the majority of console designs.

- All components are manufactured with engineering Nylon blend,  
specifically formulated with superior structural qualities.
- Ø44mm framework hard anodised aluminium or powder coated tube.
- 316 grade Stainless Steel Fasteners.
- Medium assembling skills required.

**OPTIONAL COMPONENTS**

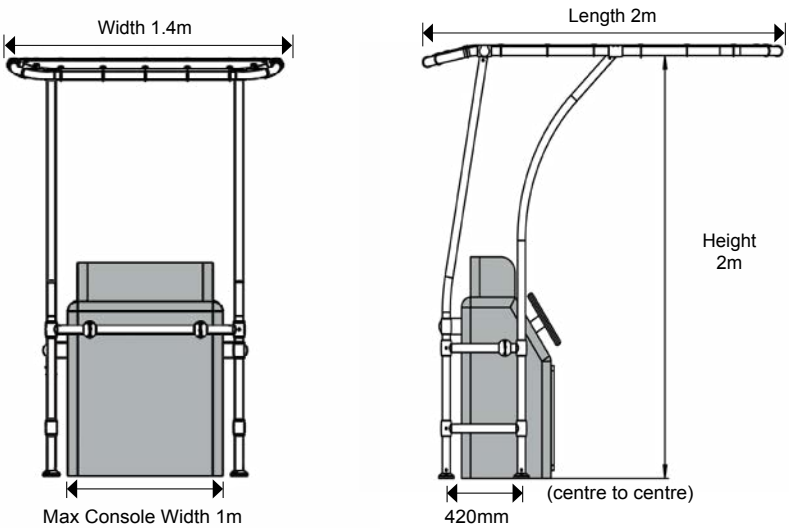


**21152\***  
INDIVIDUAL ROD HOLDERS  
EASILY FITTED TO SUIT  
T-TOP  
Ø44mm High impact polymer  
Metallic finish



**21042\***  
MOUNT FOR  
NAVIGATION LIGHT  
To suit Ø44mm Tubing  
Reinforced Nylon

\* Denotes Product Code





ATLAS SILVER SOFT  
DOPE DYED  
POLYESTER CANVAS  
340 g/m² - 10.3 oz/yd²



(Blue) **B** (Black) **BK**



**HEAVY DUTY T-TOP**  
A premium quality T-Top. Suitable for medium to large centre console boats



Heavy Duty T-Top  
Powder Coated Framework  
**MA 080W-4**



Heavy Duty T-Top - Console Mount  
Powder Coated Framework  
**MA 080W-5**



Heavy Duty T-Top  
Aluminium Framework  
**MA 080-4**



Heavy Duty T-Top - Console Mount  
Aluminium Framework  
**MA 080-5**



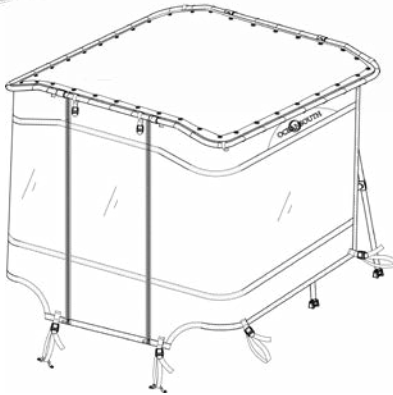
NEW  
PRODUCT

NEW  
PRODUCT

- Secure and easy attachment with Polyester Webbing Straps and Adjustment Buckles.
- Zipper front door opening.
- Unobstructed side and front views.
- Reinforced Top and Base Hem for added strength against the strongest gales.
- Easily removed, roll up and store when not in use



Targa Top Enclosure  
(Spray Shield)  
MA 087

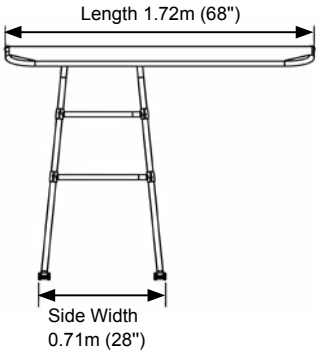
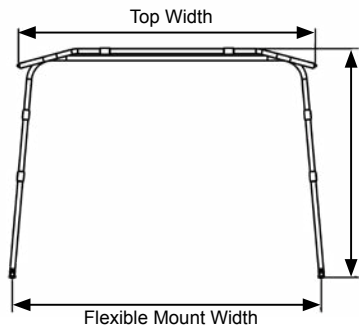


CODE	DESCRIPTION
MA 087-1	Size fits Targa Top MA 086-1 (1.9 to 2.1m Width)
MA 087-2	Size fits Targa Top MA 086-2 (2.1 to 2.3m Width)

- 1.47m Height. Can be shortened to required height.
- Ø32mm hard anodised aluminium tube.
- Top can be removed for storage.
- All connectors and mounts made from marine grade polymers.
- 316 grade stainless steel fasteners.
- Medium assembling skills required.



Targa Top  
MA 086



ATLAS GOLDEN RANGE  
DOPE DYED POLYESTER CANVAS  
310 g/m<sup>2</sup> - 9.14 oz/yd<sup>2</sup>

(Blue) **B** (Black) **BK**

CODE	TOP WIDTH	FLEXIBLE MOUNT WIDTH
MA 086-1	1.92m	1.90m - 2.10m
MA 086-2	2.12m	2.10m - 2.30m


\*COLOUR CODE REQUIRED WHEN ORDERING




The Classic Oceansouth T-Top, a well-tested favourite over the years. Adjustable uprights and side mount will fit a range of centre console widths.

- 2.05m height. Can be shortened to required height.
- Ø32mm hard anodised aluminium tube.
- Top can be removed for storage.
- Equipment can be mounted on upright crossbars.
- All connectors and mounts made from marine grade polymers.
- 316 grade stainless steel fasteners.
- Medium assembling skills required.

OPTIONAL COMPONENTS

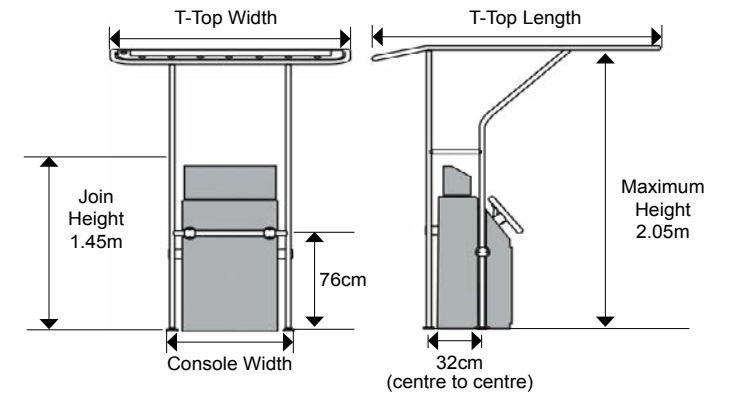




**21153\***  
INDIVIDUAL ROD HOLDERS  
EASILY FITTED  
TO SUIT 32mm TUBE



**21040\***  
MOUNT FOR  
NAVIGATION LIGHT  
Ø32mm Polymer

\* Denotes Product Code




	DOPE DYED POLYESTER CANVAS 310 g/m <sup>2</sup> - 9.14 oz/yd <sup>2</sup>		
	 (Blue) <b>B</b>  (Black) <b>BK</b>		
CODE	T-TOP LENGTH	T-TOP WIDTH	MAX. CON WIDTH
MA 080-1	1.7m	1.2m	0.85m
MA 080-2	1.7m	1.4m	1.05m
F080-1, F080-2 Replacement Fabric   *COLOUR CODE REQUIRED WHEN ORDERING			



- Versatile mounting options
- Adjustable height and width
- Retractable
- Removable when not in use
- Ø32mm (Ø1¼") hard anodised aluminium tube.
- All connectors and mounts made from marine grade polymer
- 316 grade stainless steel fasteners



DOPE DYED  
POLYESTER CANVAS  
310 g/m<sup>2</sup> - 9.14 oz/yd<sup>2</sup>

 (Blue) **B**  (Black) **BK**

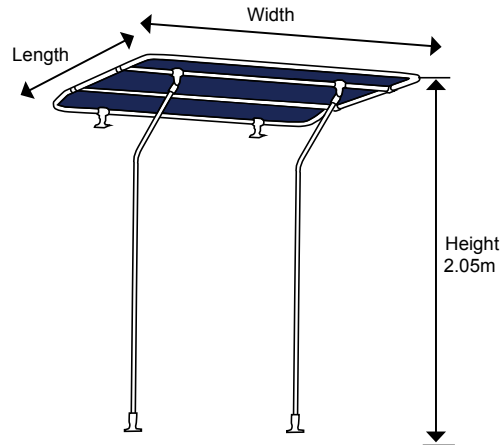
CODE	T-TOP LENGTH	T-TOP WIDTH	MAX. CON WIDTH
MA 081-0	1.35m	1.05m	0.65m
MA 081-1	1.5m	1.2m	0.85m
MA 081-2	1.5m	1.4m	1.05m
F081-0, F081-1, F081-2 Replacement Fabric   *COLOUR CODE REQUIRED WHEN ORDERING			




Oceansouth’s new DECK-TOP is the most versatile top in the marine market. Designed to fit a wide range and variety of configurations.

The Oceansouth Deck-Top is supplied as a complete standard unit. Constructed using Ø32mm aluminium tubing and our trade marked ATLAS marine canvas which is secured to the top frame with braided polyester rope.

- 2.05m height. Can be shortened to required height.
- Ø32mm hard anodised aluminium tube.
- 5mm braided polyester rope.
- Marine grade nylon mounts and connectors.
- Stainless steel fittings.
- Top can be removed for storage.
- Medium assembling skills required.



 DOPE DYED  
POLYESTER CANVAS  
310 g/m² - 9.14 oz/yd² (Blue) **B**



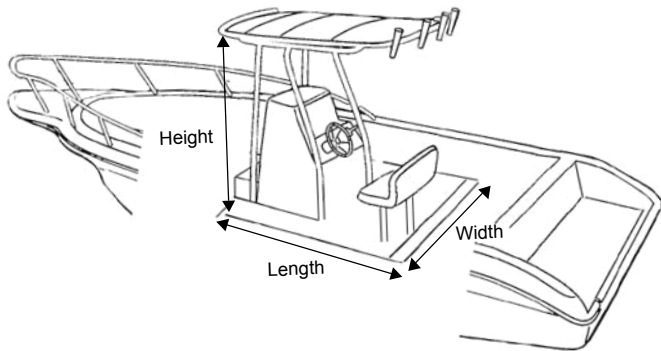

SUPPLIED AS A COMPLETE UNIT,  
ASSEMBLY INSTRUCTIONS INCLUDED.

CODE	CANOPY LENGTH	CANOPY WIDTH
MA 085-1	1.8m	1.6m
MA 085-2	2.0m	2.0m
MA 085-3	2.15m	2.15m
MA 085-4	2.5m	2.15m
F085-1, F085-2, F085-3, F085-4 Replacement Fabric		

Center Console T-Top Cover is easily attached to the underside of T-Top. Designed to cover the console and helm seat.

Full length side zipper allows easy fitting.  
Elasticized band across helm seat and top and bottom of cover ensures a positive fit around the equipment.

- Size #8 Delrin zipper.
- 25mm Webbing & Nylon adjustment buckles.



 DOPE DYED  
POLYESTER CANVAS  
240 g/m² - 7.1oz/yd² (Black) **BK** (Grey) **G**

CODE	WIDTH	LENGTH	HEIGHT
MA 083-2	1.2m	1.5m	1.8m
MA 083-3	1.2m	1.83m	1.8m
MA 083-4	1.3m	2.15m	1.8m
*COLOUR CODE REQUIRED WHEN ORDERING			



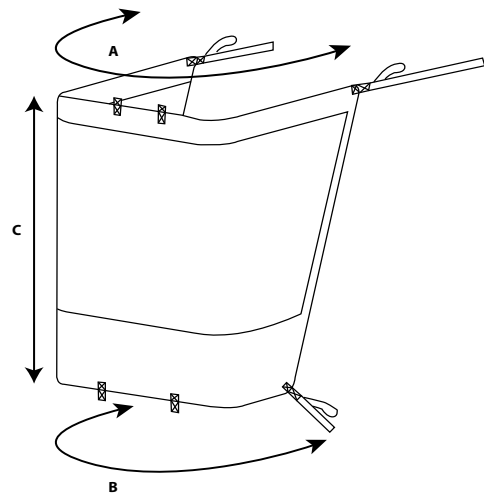
# UNIVERSAL T-TOP SPRAY SHIELD



Wrap around spray shield provides excellent protection against the rain and wind, quick and easy to fit even out at sea.

Available in two sizes:  
**Size 1 - To suit consoles up to 700mm**  
**Size 2 - Wider consoles over 700mm**

- Secure and easy attachment with Polyester webbing straps and adjustment buckles.
- Unobstructed side and front views.
- Reinforced Top and Base Hem for added strength against the strongest gales.
- Easily removed, roll up and stored when not in use.

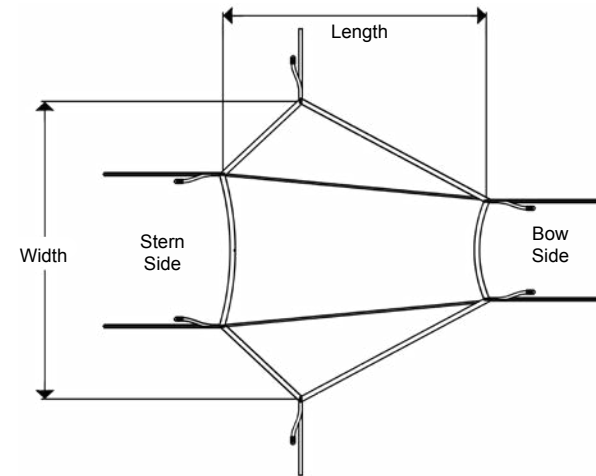
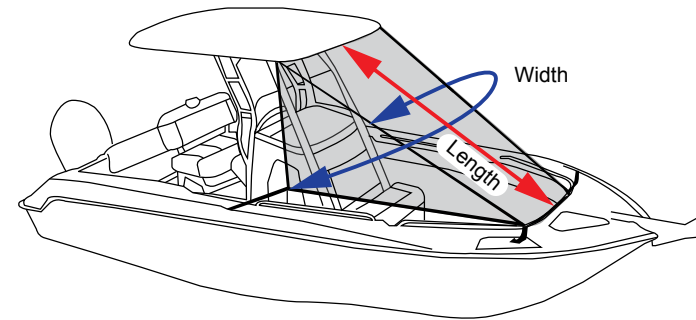


CODE	A	B	C
MA 089-2	2.63m	1.70m	1.05m
MA 089-3	3.03m	2.10m	1.05m




# BOW SHADE

- The Bow Shade is specifically designed for T-Tops and is easily attached to the front providing a wide shaded area.
- Folds neatly away for compact storage.
- Can also be installed for extended periods to protect bow cushions from damaging UV rays.



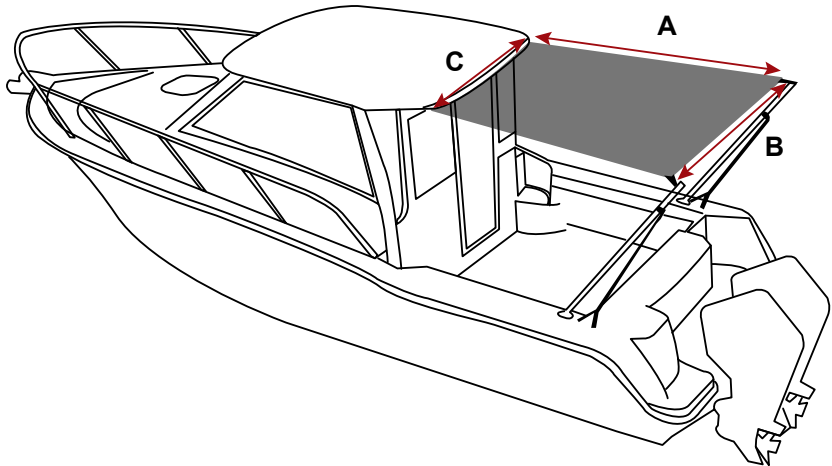
ATLAS GOLDEN RANGE  
DOPE DYED POLYESTER CANVAS  
310 g/m<sup>2</sup> - 9.14 oz/yd<sup>2</sup>



CODE	LENGTH	WIDTH
MA 047-1	2.00m (6')	2.75m (9')
MA 047-2	2.13m (7')	2.75m (9')
MA 047-3	2.45m (8')	2.9m (9.5')
MA 047-4	2.75m (9')	3.05m (10')

\*COLOUR CODE REQUIRED WHEN ORDERING

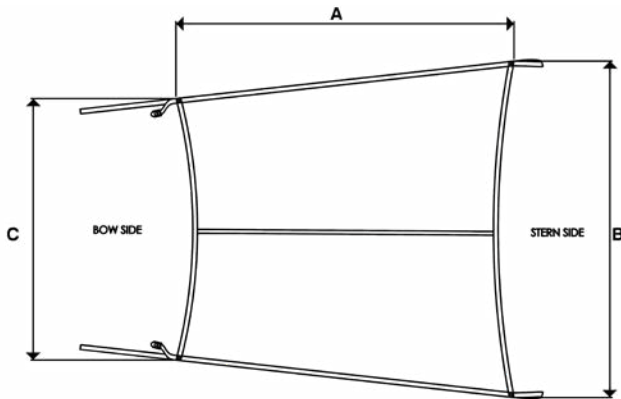




- The Stern Shade Kit is simple to install to extend the shade area up to 2.3m.
- Supplied with stainless steel telescopic poles (1.3m - 2m) that fit securely into rod holder mounts.
- Shade's height can be adjusted for comfortable seating or standing.
- Folds neatly away when not in use.
- Use at anchor or motoring up to 20 knots.



ATLAS GOLDEN RANGE  
DOPE DYED POLYESTER CANVAS  
310 g/m<sup>2</sup> - 9.14 oz/yd<sup>2</sup>



CODE	A	B	C
MA 045-1	1.2m (4')	1.5m (5')	1.2m (4')
MA 045-2	1.5m (5')	1.5m (5')	1.2m (4')
MA 045-3	1.8m (6')	1.5m (5')	1.2m (4')
MA 045-4	1.8m (6')	2.1m (7')	1.5m (5')
MA 045-5	2.1m (7')	2.1m (7')	1.5m (5')
MA 045-6	2.4m (8')	2.1m (7')	1.5m (5')
MA 045-7	2.6m (8.5')	2.0m (6.5')	1.7m (5.5')
MA 045-8	2.9m (9.5')	2.0m (6.5')	1.7m (5.5')
MA 045-9	2.6m (8.5')	2.3m (7.5')	2.0m (6.5')
MA 045-10	2.9m (9.5')	2.3m (7.5')	2.0m (6.5')
MA 045-11	2.9m (9.5')	2.6m (8.5')	2.3m (7.5')
MA 045-12	3.2m (10.5')	2.6m (8.5')	2.3m (7.5')
MA 045-13	2.9m (9.5')	2.9m (9.5')	2.6m (8.5')
MA 045-14	3.2m (10.5')	2.9m (9.5')	2.6m (8.5')

\*COLOUR CODE REQUIRED WHEN ORDERING



T-TOP



Cabin Cruiser



Hard Top





T-TOP - Ø32MM (1¼") COMPONENTS

21040\*  
MOUNT FOR  
NAVIGATION  
LIGHT  
Ø32mm  
Polymer

21032\*  
T JOINER  
Ø32mm  
Polymer

21153\*  
ROD HOLDER  
Ø32mm  
High impact polymer  
Metallic finish

21030\*  
JOINER 900  
(PAIR)  
Ø32mm  
Polymer

21021\*  
BASE MOUNT  
Ø32mm  
Polymer

21020\*  
SIDE MOUNT  
Ø32mm  
Polymer  
S/S Screws

21019\*  
SIDE MOUNT  
Ø32mm  
Polymer

HEAVY DUTY T-TOP - Ø44MM (1¾") COMPONENTS

21042\*  
MOUNT FOR  
NAVIGATION  
LIGHT  
Ø44mm  
Reinforced Nylon

21080\*  
SIDE MOUNT  
Ø44mm  
Capron HMGB  
Reinforced Nylon

21152\*  
ROD HOLDER  
Ø44 mm  
High impact polymer  
metallic finish

21084\*  
SIDE MOUNT  
BOTTOM  
Ø44mm  
Capron HMGB  
Reinforced Nylon

21081\*  
BASE MOUNT  
Ø44mm  
Capron HMGB  
Reinforced Nylon

21082\*  
T JOINER  
Ø44mm  
Capron HMGB  
Reinforced Nylon

TARGA TOP

21085\*  
PAIR OF  
5° T- JOINERS  
Reinforced Nylon  
Ø32mm

21086\*  
PAIR OF  
5° UNIVERSAL MOUNTS  
Reinforced Nylon  
Ø32mm

21087\*  
ADJUSTABLE CROSS JOINER  
Reinforced Nylon  
Ø32mm

DECK TOP

21024\*  
TUBE END  
DECK MOUNT  
Ø32mm  
Polymer

21032\*  
T JOINER  
Ø32mm  
Polymer

21040\*  
MOUNT FOR  
NAVIGATION  
LIGHT  
Ø32mm  
Polymer

21025\*  
UNIVERSAL  
CROSSBAR  
TOP MOUNT  
Ø32mm  
Polymer

21026\*  
UNIVERSAL  
CROSSBAR  
T JOINER  
Ø32mm  
Polymer

106\*  
  
Hard Anodised aluminium tube O.D - Ø32mm (1¼") W.T - 1.6mm

109\*  
  
Hard Anodised aluminium tube O.D - Ø44mm (1¾") W.T - 2mm

\* Denotes Product Code





# SKIPPER SEATS



Blue/White  
MA 703-31



Grey/White  
MA 704-32



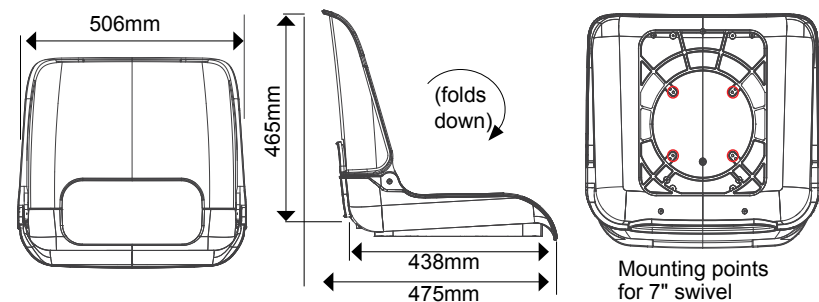
Grey/Charcoal  
MA 704-33



Shell  
MA 703



White/Grey (5 Panel)  
MA 703-52



CODE	DESCRIPTION	COLOUR
MA 703	Folding seat	Grey
MA 703 - 31	Folding seat upholstered 3 panel	Blue/White
MA 703 - 32	Folding seat upholstered 3 panel	Grey/White
MA 703 - 33	Folding seat upholstered 3 panel	Charcoal/Grey
MA 703 - 52	Folding seat upholstered 5 panel	Grey/White

SKIPPER  
REPLACEMENT  
SEAT CUSHION  
AND COVER



CODE	COLOUR
20331	Blue/White
20332	Grey/White
20333	Grey/Charcoal
20352	Grey/White (5 panel)



# SIROCCO FOLDING SEATS



White  
MA 705-10



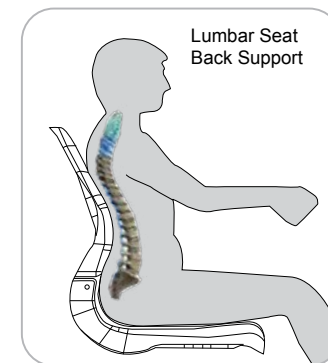
Grey  
MA 705-11



Blue/White  
MA 705-31



Grey/White  
MA 705-32



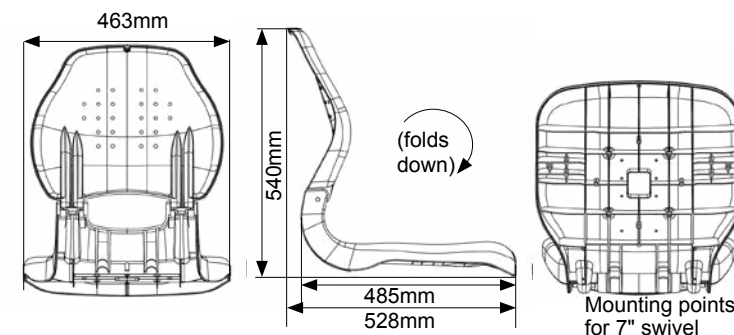
Grey/Charcoal  
MA 705-33



Charcoal/Grey  
MA 705-35



Grey/Blue  
MA 705-36



Oceansouth introduces the only ergonomically designed folding boat seat in the market, designed to bring a new level of style and comfort.

The generously cushioned wider seat and contoured back team together to provide truly comfortable seating.

- Ergonomically moulded seat frame.
- UV resistant fabric by OMNOVA.
- Contoured dense foam core.
- Positive lock Fold down back.
- Top stitched panelled design.
- Suits standard 7" swivels or Titan Swivel.

CODE	DESCRIPTION	COLOUR
MA 705 -10	Sirocco - Folding Seat	White
MA 705 -11	Sirocco - Folding Seat	Grey
MA 705 -31	Sirocco - Folding Seat	Blue/White
MA 705 -32	Sirocco - Folding Seat	Grey/White
MA 705 -33	Sirocco - Folding Seat	Grey/Charcoal
MA 705 -35	Sirocco - Folding Seat	Charcoal/Grey
MA 705 -36	Sirocco - Folding Seat	Grey/Blue



# C - SEATS



Blue/White  
MA 701 - 31



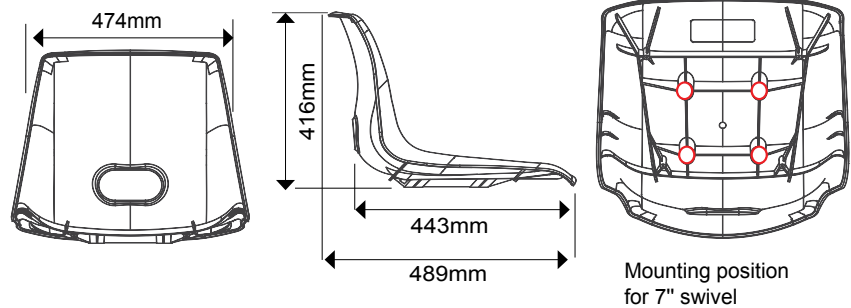
Grey/White  
MA 701 - 32



Grey/Charcoal  
MA 701 - 33



Shell  
MA 701



- Classic moulded seat, follows the contours of the body.
- Comfortable and durable.
- Moulded in High - impact UV treated polymer.
- Professionally upholstered.
- UV resistant fabric by OMNOVA.
- Two tone upholstered with back storage pocket.
- Suits standard 7" swivels or Titan Swivel.
- Available in shell only or 3 colour options.

CODE	DESCRIPTION	COLOUR
MA 701	C-Seat	Grey
MA 701 - 31	C-Seat – padded – 3 panel	Blue/White
MA 701 - 32	C-Seat – padded – 3 panel	Grey/White
MA 701 - 33	C-Seat – padded – 3 panel	Grey/Charcoal



# FISHERMAN SEATS



Blue/White  
MA 702-21



Grey/White  
MA 702-22



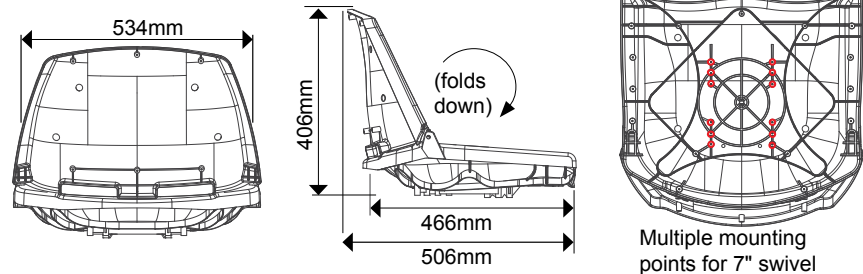
Grey/Charcoal  
MA 702-23



Shell  
MA 702



Camouflage  
MA 702-15



- Low back, moulded folding seat, high impact polymer shell.
- UV treated shell resists deterioration/fading.
- UV resistant fabric by OMNOVA.
- Suits standard 7" swivels or Titan Swivel.
- Available in shell only or 4 colour options.

CODE	DESCRIPTION	COLOUR
MA 702	Folding, shell	Grey
MA 702 - 15	Folding, padded	Camouflage
MA 702 - 21	Folding, padded – 3 panel	Blue/White
MA 702 - 22	Folding, padded – 3 panel	Grey/White
MA 702 - 23	Folding, padded – 3 panel	Grey/Charcoal





- Comfortable thick moulded foam cushions.
- UV resistant fabric by OMNOVA.
- Large aluminium powder coated hinges.
- Suits standard 7" swivels or Titan Swivel.
- Heavy duty moulded plastic inner frame.

CODE	DESCRIPTION	COLOUR
MA 704 - 10	Deluxe – folding seat	White
MA 704 - 11	Deluxe – folding seat	Grey
MA 704 - 31	Deluxe – folding seat	Blue/White
MA 704 - 32	Deluxe – folding seat	Grey/White
MA 704 - 33	Deluxe – folding seat	Charcoal/Grey



- Comfortable thick moulded foam cushions.
- UV resistant fabric by OMNOVA.
- Large aluminium powder coated hinges.
- Suits standard 7" swivels or Titan Swivel.
- Heavy duty moulded plastic inner frame.

CODE	DESCRIPTION	COLOUR
MA 706 - 10	High Back - Folding Seat	White
MA 706 - 12	High Back - Folding Seat	White/Grey
MA 706 - 31	High Back - Folding Seat	Blue/White
MA 706 - 32	High Back - Folding Seat	Grey/White
MA 706 - 35	High Back - Folding Seat	Charcoal/Grey
MA 706 - 36	High Back - Folding Seat	Grey/Blue



SMALL COVER - FOLDING SEAT

LARGE COVER



Easy to fit and an effective solution to protecting your seats from weathering and deterioration. Surround shock cord in hem for a tight fit around bench or pedestal mounted seats.

**Large Cover (MA 780-2)** suits: Helm, bucket and fixed back seat.

**Small Cover (MA 780-1)** suits: Small folding or pedestal seats.  
Fold away design, covers seat when folded down, secured in place with woven strap (supplied).



CODE	DESCRIPTION	SIZE
MA 780 - 1	Small Cover	L 460mm x W 510mm x H 480mm
MA 780 - 2	Large Cover	L 600mm x W 560mm x H 670mm





ECONOMY



- Swivel top.
- Top and base diagonal measurement - 7" (177mm).
- Aluminium tube diameter - Ø76mm.
- Suitable for most standard seats.

CODE	PEDESTAL HEIGHT
MA 769-1	7" (178mm)
MA 769-2	13" (330mm)

ADJUSTABLE



- Aluminium anodised shaft - Ø75mm / Ø60mm.
- Powder coated aluminum casted base - Ø230mm.
- Reinforced Nylon swivel top.

CODE	PEDESTAL HEIGHT
MA 773-1	365 - 500mm
MA 773-2	450 - 635mm

FIXED



- Aluminium anodised shaft - Ø75mm.
- Powder coated aluminum casted base - Ø230mm.
- Reinforced Nylon swivel top.

CODE	PEDESTAL HEIGHT
MA 772-0	183mm
MA 772-1	330mm
MA 772-2	450mm
MA 772-3	610mm

WAVERIDER



The Waverider pedestal is the ultimate in convenience and comfort. Being gas powered, it allows easy adjustment of the seat height for each individual. Additionally, it acts as a shock absorber to smooth out the ride in rough seas.

- Gas operated.
- Aluminium anodised shaft - Ø75mm / Ø65mm.
- Powder coated aluminum casted base - Ø230mm.
- Reinforced Nylon swivel top.

CODE	PEDESTAL HEIGHT
MA 774-1	340 - 450mm
MA 774-2	500 - 630mm
MA 774-3	580 - 710mm



FLAT BASE



- Sold as a complete unit.
- Aluminium anodised shaft - Ø60mm.
- Reinforced Nylon swivel top.
- Reinforced Nylon socket base.

CODE	PEDESTAL HEIGHT
MA 777-1	330mm
MA 777-2	450mm
MA 772-3	610mm
21070	Socket Base

DOME BASE



- Sold as a complete unit.
- Aluminium anodised shaft - Ø60mm.
- Reinforced Nylon swivel top.
- Reinforced Nylon socket base.

CODE	PEDESTAL HEIGHT
MA 779-1	390mm
MA 779-2	510mm
MA 779-3	670mm

FLAT BASE WAVERIDER



- Sold as a complete unit.
- Gas operated.
- Aluminium anodised shaft - Ø75mm / Ø65 mm.
- Reinforced Nylon swivel top.
- Reinforced Nylon socket base.

CODE	PEDESTAL HEIGHT
MA 776-1	310 - 390mm
MA 776-2	440 - 570mm
MA 776-3	520 - 650mm
21070	Socket Base

DOME BASE WAVERIDER



- Sold as a complete unit.
- Gas operated.
- Aluminium anodised shaft - Ø75mm / Ø65 mm.
- Reinforced Nylon swivel top.
- Reinforced Nylon socket base.

CODE	PEDESTAL HEIGHT
MA 778-1	370 - 450mm
MA 778-2	500 - 630mm
MA 778-3	580 - 710mm



# SWIVELS



## TITAN



MA 765-1



- Top & Base.
- 4 x rubber anchors.
- Ø12 drill bit.
- Installation instructions.



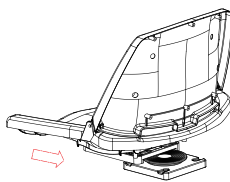
MA 765-2

QUICK CONNECT 360° TITAN SWIVEL IS UNOBTRUSIVE AND OFFERS A TRUE REMOVABLE SEAT OPTION

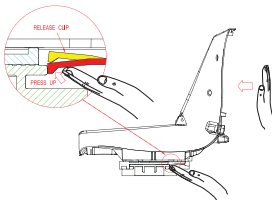
A new alternative to 'metal seat clamps'. The Titan Swivel comprises of two parts: the base which locks onto the bench using rubber anchors and the top which attaches to the seat.

- Swivel and base diagonal measurement - 7" (177mm).
- Moulded with tough self-lubricating polymers.

Seat slides smoothly on to base.



To remove the seat simply push the release clip up and push the back of the seat forward.



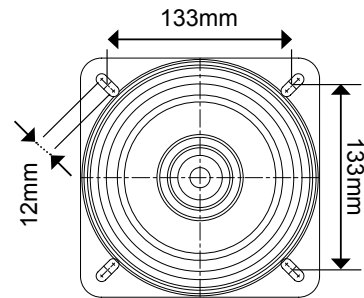
CODE	DESCRIPTION
MA 765 - 1	Titan Swivel (complete kit)
MA 765 - 2	Titan Swivel top & base only
MA 765 - 3	Titan Swivel base only
MA 765 - 4	Titan anchors (set of 4)

## COATED METAL




MA 760

- 7" (177mm) diagonal.
- Suits most standard seats and pedestals.
- Nylon slide runner.
- Black EDC coated steel protects against corrosion.




# BOAT CUSHIONS





CODE	LENGTH	WIDTH	COLOUR
MA 720 - 1	450mm	300mm	Grey or Blue
MA 720 - 3	450mm	370mm	Grey or Blue
MA 720 - 10	450mm	420mm	Grey or Blue
*COLOUR CODE REQUIRED WHEN ORDERING			



Oceansouth Hinged type Boat cushions are constructed from Altas Marine grade fabrics suitable for the rigours of salt water and high exposure to the sun and UV rays. Resilient thick foam for ultimate comfort .

- Removable when not in use, Marine grade (Male / female studs)
- Dense 2-1/2” (65mm) thick foam.
- Solution dyed Altas marine fabrics 310 gsm
- Heavy duty PVC Mesh Backing (allows water to drain)
- UVR 92 Bonded Polyester
- Marine grade #5 Derlin zippers
- UV & weather resistant
- Colour fastness to light grade 6-7

CODE	LENGTH	WIDTH	COLOUR
MA 720 - 2	1200mm	300mm	Grey or Blue
MA 720 - 4	1200mm	370mm	Grey or Blue
MA 720 - 5	1300mm	370mm	Grey or Blue
MA 720 - 6	1400mm	370mm	Grey or Blue
MA 720 - 7	1500mm	370mm	Grey or Blue
MA 720 - 8	1600mm	370mm	Grey or Blue
MA 720 - 11	1600mm	420mm	Grey or Blue
MA 720 - 12	1700mm	420mm	Grey or Blue
MA 720 - 9	1800mm	370mm	Grey or Blue
MA 720 - 13	1800mm	420mm	Grey or Blue
*COLOUR CODE REQUIRED WHEN ORDERING			





- Press stud fittings.
- Removable when not in use.
- Dense 50mm thick foam.
- UV resistant fabric by OMNOVA.

CODE	LENGTH	WIDTH	COLOUR
MA 700-1	600mm	300mm	Grey or Blue
MA 700-2	600mm	400mm	Grey or Blue
MA 700-3	1200mm	300mm	Grey or Blue
MA 700-4	1200mm	400mm	Grey or Blue
MA 700-5	1500mm	400mm	Grey or Blue
*COLOUR CODE REQUIRED WHEN ORDERING			



- Safe storage pockets for keys/phone
- Can/Bottle holder
- Press stud fittings & Dense 50mm thick foam.
- Removable when not in use.
- UV resistant fabric by OMNOVA.

CODE	LENGTH	WIDTH	COLOUR
MA 710-1	600mm	300mm	Grey or Blue
MA 710-2	600mm	400mm	Grey or Blue
MA 710-3	1200mm	300mm	Grey or Blue
MA 710-4	1200mm	400mm	Grey or Blue
MA 710-5	1500mm	400mm	Grey or Blue
*COLOUR CODE REQUIRED WHEN ORDERING			





# BOAT COVERS

QUALITY COVERS THAT FIT AND LAST

100187

leave the rope  
1m outside (both side)





MEASURING INSTRUCTIONS

Choose the style that best suits your boat then follow the measuring instructions to find the correct size.

1. MEASURE BOAT LENGTH

Measure in a straight line the centreline distance of your boat from Bow to Stern.

2. MEASURE BEAM WIDTH

Measure in a straight line the distance across the beam (widest point of your boat)

3. MEASURE HEIGHT (from gunwale)

Measure a straight line from the gunwale to the highest point on your boat including boat fittings e.g.cabins, windscreens etc.

NOTE: It is recommended that both measurement instructions are used to help you choose the correct cover size.

OVERALL FABRIC MEASUREMENTS

1. MEASURE FABRIC WIDTH

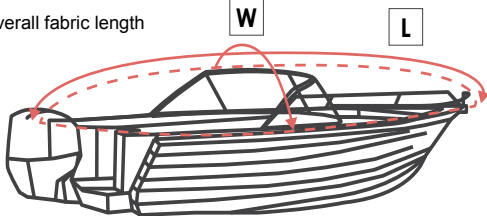
Using the ‘overall cover fabric width’ measurement of your chosen cover, measure across the widest point of your boat, over the top of any boat fittings e.g. cabin, windscreens etc.to the point on the hull where the cover’s hem will finish.

2. MEASURE FABRIC LENGTH

Using the ‘overall cover fabric length’ measurement of your chosen cover, measure along the length of your boat, over the top of any boat fittings e.g. cabin, windscreens etc. to the point on the hull where the cover’s hem will finish

OVERALL COVER DIMENSIONS

W Overall fabric width  
L Overall fabric length



JUMBO BOAT COVER



Jumbo Boat



DOPE DYED  
POLYESTER CANVAS  
280 g/m² - 8.2oz/yd²



- Specifically designed to fit centre cabin style (large) boats.
- High cut pattern will comfortably fit over high rails and Rocket Launchers.
- Heavy duty cover, ideal for short or long term storage.
- Available in Black and Grey
- Recommended for light trailering use, 60km/h maximum.



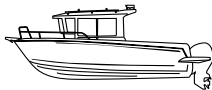
CODE	BOAT LENGTH	MAX. BEAM WIDTH	MAX. HEIGHT	FABRIC WIDTH	FABRIC LENGTH
MA 501-0	5.2 - 5.8m	2.40m	1.35m	5250mm	7680mm
MA 501-1	5.8 - 6.4m	2.40m	1.35m	5300mm	8180mm
MA 501-2	6.4 - 7.0m	2.50m	1.35m	5500mm	8830mm
MA 501-3	7.0 - 7.6m	2.70m	1.50m	5700mm	9480mm
MA 501-4	7.6 - 8.2m	2.90m	1.50m	5900mm	10080mm

Use BK with the product code when ordering Black Cover e.g. MA 501-0BK

PILOT/CRUISER BOAT COVER



Pilot Boat



Cruiser Boat



DOPE DYED  
POLYESTER CANVAS  
240 g/m² - 7.1oz/yd²



- Specifically designed to fit Pilot/Cruiser boats.
- Air Vents on each side of the cover
- Twin Rope Cleat for easy tightening
- Heavy duty cover, ideal for short or long term storage
- Supplied with Large Storage Bag & High Quality Webbing Straps
- Recommended for light trailering use



CODE	BOAT LENGTH	MAX. BEAM WIDTH
MA 503-1	5.4 - 6.0m	2.5m
MA 503-3	6.4 - 7.0m	2.7m
MA 503-5	7.4 - 8.0m	2.9m
MA 503-7	8.0 - 9.0m	3.1m

Use BK with the product code when ordering Black Cover e.g. MA 503-1BK

T-TOP BOAT COVER



T-Top Boat



DOPE DYED  
POLYESTER CANVAS  
240 g/m² - 7.1oz/yd²



- Specifically designed to fit T-Top boats.
- Heavy duty cover, ideal for short or long term storage.
- Recommended for light trailering use, 60km/h maximum.

CODE	BOAT LENGTH	MAX. BEAM WIDTH
MA 505-1	5.3 - 5.6m	2.6m
MA 505-2	5.6 - 5.9m	2.6m
MA 505-3	5.9 - 6.2m	2.6m
MA 505-4	6.2 - 6.5m	2.6m
MA 505-5	6.5 - 6.8m	2.6m
MA 505-6	6.8 - 7.2m	2.6m
MA 505-7	7.2 - 7.5m	2.6m
MA 505-8	7.5 - 7.8m	2.6m
MA 505-9	7.8 - 8.1m	3m
MA 505-10	8.1 - 8.4m	3m
MA 505-11	8.4 - 8.7m	3m
MA 505-12	8.7 - 9.0m	3m
MA 505-13	9.0 - 9.3m	3m
MA 505-14	9.3 - 9.6m	3m
MA 505-15	9.6 - 9.9m	3m
MA 505-16	9.9 - 10.2m	3m
MA 505-17	10.2 - 10.5m	3m



## OPEN BOAT COVER





DOPE DYED  
POLYESTER CANVAS  
280 g/m<sup>2</sup> - 8.2oz/yd<sup>2</sup>

- Smooth fit across boat and around hull.
- Fits boats with bow rails up to 150mm height.
- Available in Black and Grey
- Trailerable and suitable for highway towing.

CODE	BOAT LENGTH	MAX. BEAM WIDTH	FABRIC WIDTH	FABRIC LENGTH
MA 202 - 3	3.5 - 3.7m	1.60m	2050mm	4300mm
MA 202 - 4	3.7 - 3.9m	1.70m	2150mm	4500mm
MA 202 - 5	3.9 - 4.1m	1.80m	2250mm	4700mm
MA 202 - 6	4.1 - 4.3m	1.95m	2400mm	4900mm
MA 202 - 7	4.3 - 4.5m	2.05m	2500mm	5100mm
MA 202 - 8	4.5 - 4.7m	2.05m	2500mm	5300mm
MA 202 - 9	4.7 - 5.0m	2.25m	2700mm	5600mm
MA 202 - 10	5.0 - 5.3m	2.25m	2700mm	5900mm
MA 202 - 11	5.3 - 5.6m	2.25m	2700mm	6200mm
Use BK with the product code when ordering Black Cover e.g. MA 202-3BK				

## BOWRIDER BOAT COVER





DOPE DYED  
POLYESTER CANVAS  
280 g/m<sup>2</sup> - 8.2oz/yd<sup>2</sup>

- Designed with a wide cut and tailored to fit across windscreen.
- Fits boats with bow rails up to 150mm height, and windscreens up to 600mm height.
- Available in Black and Grey
- Trailerable and suitable for highway towing.

CODE	BOAT LENGTH	MAX. BEAM WIDTH	FABRIC WIDTH	FABRIC LENGTH
MA 200 - 9	4.7 - 5.0m	2.25m	3190mm	5660mm
MA 200 - 10	5.0 - 5.3m	2.40m	3360mm	5960mm
MA 200 - 11	5.3 - 5.6m	2.40m	3360mm	6300mm
MA 200 - 12	5.6 - 5.9m	2.45m	3400mm	6600mm
MA 200 - 13	5.9 - 6.3m	2.50m	3440mm	7040mm
MA 200 - 14	6.3 - 6.7m	2.50m	3440mm	7440mm
Use BK with the product code when ordering Black Cover e.g. MA 200-9BK				

## CABIN CRUISER BOAT COVER





DOPE DYED  
POLYESTER CANVAS  
280 g/m<sup>2</sup> - 8.2oz/yd<sup>2</sup>

- Tailored profile cut to accommodate cabin.
- Fits boats with bow rails up to 400mm height, and windscreen or cabin up to 900mm height.
- Trailerable and suitable for highway towing.

CODE	BOAT LENGTH	MAX. BEAM WIDTH	FABRIC WIDTH	FABRIC LENGTH
MA 201 - 9	4.7 - 5.0m	2.25m	3360mm	5960mm
MA 201 - 10	5.0 - 5.3m	2.40m	3900mm	6350mm
MA 201 - 11	5.3 - 5.6m	2.40m	3900mm	6650mm
MA 201 - 12	5.6 - 5.9m	2.45m	3950mm	6950mm
MA 201 - 13	5.9 - 6.3m	2.50m	4040mm	7350mm
MA 201 - 14	6.3 - 6.7m	2.50m	4040mm	7750mm

## RUNABOUT BOAT COVER





DOPE DYED  
POLYESTER CANVAS  
280 g/m<sup>2</sup> - 8.2oz/yd<sup>2</sup>

- Tailored fit across windscreen & smooth fit to stern.
- Fits boats with bow rails up to 250mm height, and windscreen up to 600mm height.
- Trailerable and suitable for highway towing.

CODE	BOAT LENGTH	MAX. BEAM WIDTH	FABRIC WIDTH	FABRIC LENGTH
MA 203 - 6	4.1 - 4.3m	1.95m	2990mm	5020mm
MA 203 - 7	4.3 - 4.5m	2.05m	2990mm	5220mm
MA 203 - 8	4.5 - 4.7m	2.05m	2990mm	5420mm
MA 203 - 9	4.7 - 5.0m	2.25m	3190mm	5720mm
MA 203 - 10	5.0 - 5.3m	2.40m	3360mm	6020mm
MA 203 - 11	5.3 - 5.6m	2.40m	3360mm	6320mm
MA 203 - 12	5.6 - 5.9m	2.45m	3410mm	6620mm
MA 203 - 13	5.9 - 6.3m	2.50m	3460mm	7020mm
MA 203 - 14	6.3 - 6.7m	2.50m	3460mm	7420mm



SIDE CONSOLE BOAT COVER



Side Console Boat



DOPE DYED  
POLYESTER CANVAS  
280 g/m<sup>2</sup> - 8.2oz/yd<sup>2</sup>



- Special cut to allow room for side console.
- Fits boats with bow rails up to 150mm height and console(measured from Gunwale) up to 700mm in height.
- Trailerable and suitable for highway towing.

CODE	BOAT LENGTH	MAX. BEAM WIDTH	FABRIC WIDTH	FABRIC LENGTH
MA 205 - 6	4.1 - 4.3m	1.95m	2895mm	4960mm
MA 205 - 7	4.3 - 4.5m	2.05m	2940mm	5110mm
MA 205 - 8	4.5 - 4.7m	2.05m	2995mm	5397mm
MA 205 - 9	4.7 - 5.0m	2.25m	3195mm	5697mm
MA 205 - 10	5.0 - 5.3m	2.40m	3445mm	5997mm
MA 205 - 11	5.3 - 5.7m	2.40m	3445mm	6297mm

CENTRE CONSOLE BOAT COVER



Centre Console Boat



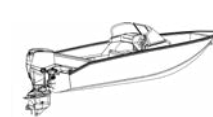
DOPE DYED  
POLYESTER CANVAS  
280 g/m<sup>2</sup> - 8.2oz/yd<sup>2</sup>



- Wider cut across beam accommodates centre console.
- Fits boats with bow rails up to 350mm height and console (measured from Gunwale) up to 800mm height.
- Trailerable and suitable for highway towing.

CODE	BOAT LENGTH	MAX. BEAM WIDTH	FABRIC WIDTH	FABRIC LENGTH
MA 204 - 9	4.7 - 5.0m	2.25m	3270mm	5816mm
MA 204 - 10	5.0 - 5.3m	2.40m	3420mm	6115mm
MA 204 - 11	5.3 - 5.6m	2.40m	3420mm	6415mm
MA 204 - 12	5.6 - 5.9m	2.45m	3470mm	6715mm
MA 204 - 13	5.9 - 6.3m	2.50m	3520mm	7115mm
MA 204 - 14	6.3 - 6.7m	2.50m	3520mm	7515mm

NEW  
PRODUCT



Normal Boats



Boats with Cabin or High Screen  
(Select one size bigger cover)



Opening for Anchor



Twin Rope Cleat  
for easy tightening

- Extra strong 160g/m2 PE Tarpualin fabric
- Waterproof
- Supplied with a Tie Down Kit
- Protects Boat from Rain, Dirt & UV Rays
- Suitable for seasonal storage, light trailering and mooring
- No metal parts or abrasive seams



CODE	SIZE	FITS BOATS	MAX. BEAM WIDTH	FABRIC WIDTH	FABRIC LENGTH
MA 071-1	A-Small	3.3 - 4.0m	1.8m	2200mm	4475mm
MA 071-2	B-Medium	4.0 - 4.5m	2.05m	2800mm	5220mm
MA 071-3	C-Large	4.5 - 5.4m	2.4m	3400mm	5950mm
MA 071-4	D-Extra Large	5.4 - 6.4m	2.6m	3400mm	7185mm



# INFLATABLE / RIB BOAT COVERS

NEW  
PRODUCT



Rib Boat



OCEAN SOUTH



DOPE DYED  
POLYESTER CANVAS  
280 g/m² - 8.2oz/yd²

- High quality cover
- Design to fit Rib Boats with Centre Consoles and Roll Bars (Max. Height 1.5m)
- Ideal for Winter or Long-term storage
- Provide full protection for the boat
- Double stitched overlap seams for added strength
- Durable and available in range of sizes

CODE	BOAT LENGTH	MAX. BEAM WIDTH	FABRIC WIDTH	FABRIC LENGTH
MA 603 - 8	4.7 - 5.0m	2.3m	4850mm	6000mm
MA 603 - 9	5.1 - 5.3m	2.3m	4850mm	6600mm
MA 603 - 10	5.4 - 5.6m	2.3m	4850mm	7000mm
MA 603 - 11	5.7 - 5.9m	2.3m	4850mm	7300mm
MA 603 - 12	6.0 - 6.3m	2.3m	4900mm	7600mm
MA 603 - 13	6.4 - 6.7m	2.5m	5050mm	7900mm
MA 603 - 14	6.8 - 7.1m	2.8m	5350mm	8400mm
MA 603 - 15	7.2 - 7.5m	2.8m	5350mm	8700mm
MA 603 - 16	7.6 - 7.9m	2.8m	5350mm	9100mm
MA 603 - 17	8.0 - 8.3m	2.8m	5350mm	9500mm
MA 603 - 18	8.4 - 8.7m	3.1m	5650mm	10000mm
MA 603 - 19	8.8 - 9.1m	3.1m	5650mm	10500mm

# INFLATABLE / RIB BOAT COVERS

OCEAN SOUTH



Rib Boat



DOPE DYED  
POLYESTER CANVAS  
280 g/m² - 8.2oz/yd²

- High quality cover
- Design to fit Rib Boats with or without Roll Bars
- Rear opening for Roll Bar with Buckle Fastening
- Trailerable and suitable for highway towing
- Provide full protection for the boat
- Double stitched overlap seams for added strength
- Durable and available in range of sizes

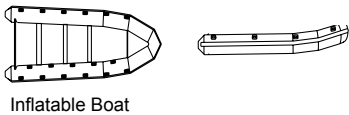
CODE	BOAT LENGTH	MAX. BEAM WIDTH	FABRIC WIDTH	FABRIC LENGTH
MA 602 - 8	4.7 - 5.0m	2.3m	3700mm	6000mm
MA 602 - 9	5.1 - 5.3m	2.3m	3800mm	6600mm
MA 602 - 10	5.4 - 5.6m	2.3m	3900mm	7000mm
MA 602 - 11	5.7 - 5.9m	2.3m	4000mm	7300mm
MA 602 - 12	6.0 - 6.3m	2.3m	4200mm	7600mm
MA 602 - 13	6.4 - 6.7m	2.5m	4300mm	7900mm
MA 602 - 14	6.8 - 7.1m	2.8m	4500mm	8400mm
MA 602 - 15	7.2 - 7.5m	2.8m	4600mm	8700mm
MA 602 - 16	7.6 - 7.9m	2.8m	4700mm	9100mm
MA 602 - 17	8.0 - 8.3m	2.8m	4800mm	9500mm
MA 602 - 18	8.4 - 8.7m	3.1m	5000mm	10000mm
MA 602 - 19	8.8 - 9.1m	3.1m	5100mm	10500mm

68

69



# INFLATABLE / RIB BOAT COVERS



Inflatable Boat



Full cut allows ample room to cover outboard motor.



Semi-custom fitted bow for a smoother fit.

- Full rear cut accommodates outboard storage.
- Can also be used on boats stored on vertical transom.
- Trailerable and suitable for highway towing.

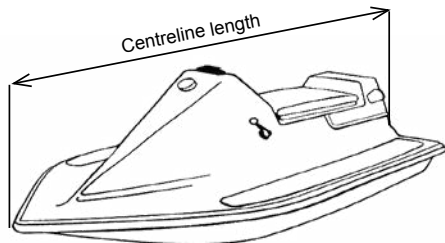
CODE	BOAT LENGTH	MAX. BEAM WIDTH	FABRIC WIDTH	FABRIC LENGTH
MA 601 - 1	2.3 - 2.6m	1.5m	2350mm	3280mm
MA 601 - 2	2.6 - 2.9m	1.55m	2450mm	3580mm
MA 601 - 3	2.9 - 3.2m	1.65m	2550mm	3930mm
MA 601 - 4	3.2 - 3.6m	1.75m	2660mm	4330mm
MA 601 - 5	3.6 - 3.9m	1.90m	2810mm	4650mm
MA 601 - 6	3.9 - 4.3m	2.00m	3000mm	5112mm
MA 601 - 7	4.3 - 4.7m	2.10m	3100mm	5510mm



# JET SKI COVER



Supplied with webbing straps to tie down the cover  
Shock cord around the hem for ease of use



- A durable cover available in 3 sizes.
- Fits a variety of Jet ski styles.
- Water resistant and breathable.
- An excellent choice for year round storage or an economical trailerable cover.
- Shock cord in hem for easy fit & secure tie down straps to tie it down for trailering.

CODE	BOAT LENGTH
MA 077-1	2.5 - 2.9m
MA 077-2	2.9 - 3.4m
MA 077-3	3.4 - 3.7m



# BOAT COVER COMPONENTS



The Oceansouth Cover Support System extends the life of your cover by eliminating water pooling and debris collecting on the cover. It features the Top and Base solid wheel design which reduces skidding or movement of pole.

- Suits boats up to 24ft - 7.1m.
- Marine grade polymers components.
- Ø25mm - Ø22mm hard anodised aluminium pole.
- Ø25mm webbing straps attach to top wheel extend across front and to the rear of boat.

**COMPLETE KIT INCLUDES:**

- Telescopic pole : 710mm - 1220mm with thumb screw adjuster.
- 2 wheels base and top.
- 20m adjustable webbing, quick release buckles.

CODE	DESCRIPTION
21062	Telescopic boat cover support pole with adjustable webbing straps



## BOAT COVER VENT



- Easily installed on cover.
- Under plate locks into top dome, fastened with 4 screws (supplied).
- Provides excellent ventilation around boat, preventing moisture build up, mould or mildew damage. Essential for long term storage.

CODE	SIZE
21065	L: 107mm   W: 112mm   D: 35mm

## TWIN ROPE CLEAT (Ratchet)



- Suits 8mm rope.
- Roller guides & twin cleats allow for easy tightening of boat cover rope

CODE	DESCRIPTION
21064	Twin Rope Cleat (Ratchet)

## TIE DOWN STRAP SET



- Set of 4 adjustable tie downs.
- Polyester woven webbing 25mm x 2.3 m.
- UV nylon quick release buckles.

CODE	DESCRIPTION
21064	Twin Rope Cleat (Ratchet)

## SUPPORT POLE KIT




# OUTBOARD COVERS

WHERE QUALITY MEETS EXCELLENCE


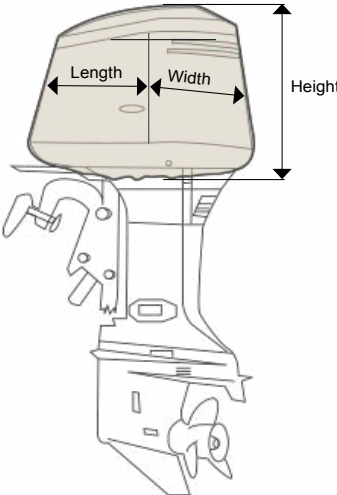


UNIVERSAL HALF OUTBOARD MOTOR COVER

OCEAN SOUTH



- Soft felt lining for superior protection.
- Draw string to ensure snug fit.
- 6 sizes to suit 2 & 4 stroke engines.
- Reinforced top stitched seams.



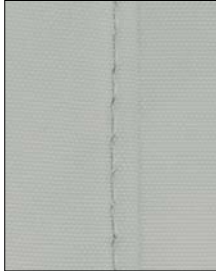
CODE	ENGINE SIZE	LENGTH	WIDTH	HEIGHT
MA 074 - 1	UP TO 15HP	520mm	270mm	320mm
MA 074 - 2	15 - 30HP	560mm	300mm	400mm
MA 074 - 3	30 - 60hp	620mm	360mm	490mm
MA 074 - 4	60 - 100hp	680mm	400mm	530mm
MA 074 - 5	100 - 150hp	740mm	460mm	580mm
MA 074 - 6	175 - 250hp	820mm	500mm	600mm

OCEAN SOUTH


UNIVERSAL FULL OUTBOARD MOTOR COVER



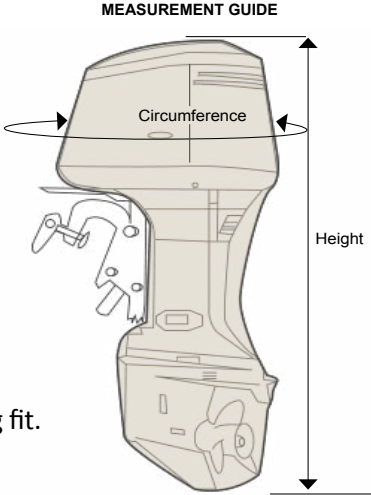
Drawstring & zipper size #10 for a secure snug fit.



Reinforced top-stitched seams.



- Soft felt lining for superior protection.
- Zip up leg section with draw string to ensure snug fit.
- 9 sizes to suit 2 & 4 stroke engines.
- Reinforced top stitched seams.



CODE	FITS ENGINE SIZES	CIRCUMFERENCE	HEIGHT
MA 075 - 1	UP TO 3.5HP	1260mm	980mm
MA 075 - 2	3.5 - 6HP	1400mm	1100mm
MA 075 - 3	8 - 20HP	1500mm	1250mm
MA 075 - 4	9.9 - 30HP	1650mm	1370mm
MA 075 - 5	25 - 60HP	1800mm	1440mm
MA 075 - 6	40 - 100HP	2000mm	1700mm
MA 075 - 7	70 - 150HP	2260mm	1900mm
MA 075 - 8	135 - 250HP	2485mm	1970mm
MA 075 - 9	200 - 300HP	2540mm	1980mm
MA 075 - 9L	200 - 300HP	2540mm	2100mm

\*COLOUR CODE REQUIRED WHEN ORDERING







SILVER SOFT RANGE  
DOPE DYED POLYESTER CANVAS  
340 g/m<sup>2</sup> - 10.3oz/yd<sup>2</sup>



Buckle Fastening on all covers



Elasticized hem on all covers



Mesh Vent in vented motor cover



#10 zipper in full motor cover

HALF COVER

Custom fit, designed to fit your engine



CODE	EVINRUDE ENGINE - HALF COVER
E00-S	G2 V6 3.4L 225HP, 250HP, 300HP, 200H.O, 225H.O, 250H.O (2014>)
E02-S	G2 V6 2.7L 150HP, 175HP, 200HP, 150H.O (2016>)
E03-S	G2 3CYL 1.9L 115H.O, 150HP, 150HP (2019>)
E05-S	E-TEC V6 3.3L 225HP to 300HP, 200H.O to 250H.O (2005-2016)
E10-S	V6 2.6L 150HP, 175HP, 200HP, 135H.O, 150H.O (2004>)
E15-S	E-TEC V4 1.7L 115HP, 130HP, 90H.O (2005>)
E20-S	E-TEC 3CYL 75HP, 90HP, 60H.O (2003>)
E25-S	E-TEC 2CYL 40HP, 50HP, 60HP (2003>)
E30-S	E-TEC 2CYL 25HP, 30HP, 15H.O (2009>)

FULL COVER

Custom fit, designed to fit your engine



VENTED COVER

Designed to stay on when motoring



CODE	LEG	FULL COVER
E00-20	20"	G2 V6 3.4L
E00-25	25"	225HP, 250HP, 300HP, 200H.O, 225H.O,
E00-30	30"	250H.O (2014>)
E02-20	20"	G2 V6 2.7L
E02-25	25"	150HP, 175HP, 200HP, 150H.O (2016>)
E03-20	20"	G2 3CYL 1.9L
E03-25	25"	115H.O, 150HP, 150HP (2019>)
E05-20	20"	E-TEC V6 3.3L
E05-25	25"	225HP, 250HP, 300HP, 200H.O, 225H.O,
E05-30	30"	250H.O (2005-2016)

CODE	LEG	FULL COVER
E10-20	20"	V6 2.6L
E10-25	25"	150HP, 175HP, 200HP, 135H.O, 150H.O (2004>)
E15-20	20"	E-TEC V4 1.7L
E15-25	25"	115HP, 130HP, 90H.O (2005>)
E20-20	20"	E-TEC 3 CYL
E20-25	25"	75HP, 90HP, 60H.O (2003>)
E25-20	20"	E-TEC 2CYL
E30-15	15"	40HP to 60HP (2003>)
E30-20	20"	E-TEC 2 CYL
		25HP, 30HP, 15H.O (2009>)

CODE	EVINRUDE ENGINE - VENTED COVER
E00-V	G2 V6 3.4L 225HP, 250HP, 300HP, 200H.O, 225H.O, 250H.O (2014>)
E02-V	G2 V6 2.7L 150HP, 175HP, 200HP, 150H.O (2016>)
E03-V	G2 3CYL 1.9L 115H.O, 150HP, 150HP (2019>)
E05-V	E-TEC V6 3.3L 225HP to 300HP, 200H.O to 250H.O (2005-2016)
E10-V	V6 2.6L 150HP, 175HP, 200HP, 135H.O, 150H.O (2004>)
E15-V	E-TEC V4 1.7L 115HP, 130HP, 90H.O (2005>)
E20-V	E-TEC 3CYL 75HP, 90HP, 60H.O (2003>)
E25-V	E-TEC 2CYL 40HP, 50HP, 60HP (2003>)
E30-V	E-TEC 2CYL 25HP, 30HP, 15H.O (2009>)







SILVER SOFT RANGE  
DOPE DYED POLYESTER CANVAS  
340 g/m<sup>2</sup> - 10.3oz/yd<sup>2</sup>



Buckle Fastening on all covers



Elasticized hem on all covers



Mesh Vent in vented motor cover



#10 zipper in full motor cover

HALF COVER

Custom fit, designed to fit your engine



CODE	MERCURY ENGINE - HALF COVER
M000-S	4 STROKE V8 4.6L 250HP, 300HP & 200 to 300PRO XS (2018>)
M00-S	VERADO 6CYL 2.6L 200 TO 400HP (2005>)
M02-S	4 STROKE V6 3.4L 175HP, 200HP, 225HP & 175PRO XS (2018>)
M05-S	VERADO 4CYL 1.7L 135HP, 150HP, 175HP, 200HP (2005>)
M10-S	4 STROKE 4CYL 3.0L 135HP, 150HP (2011>)
M15-S	4 STROKE 4CYL 2.1L 75HP, 80HP, 90HP, 100HP 115HP (2014>)
M20-S	4 STROKE 4CYL 995CC 40HP, 50HP, 60HP (2008>)
M25-S	4 STROKE 3CYL 747CC 40HP (2008>)
M30-S	4 STROKE 3CYL 526CC 25HP, 30HP (2007>)
M35-S	4 STROKE 2CYL 333CC 15HP, 20HP (2018>)
M40-S	4 STROKE 2CYL 209CC 8HP, 9.9HP (2006>)
M45-S	4 STROKE 1CYL 123CC 4HP, 5HP,6HP (2012>)
M50-S	4 STROKE 1CYL 85CC 2.5HP, 3.5HP (2007>)

FULL COVER

Custom fit, designed to fit your engine



CODE	LEG	FULL COVER
M000-20	20"	4 STROKE V8 4.6L 250HP, 300HP & 200 to 300PRO XS (2018>)
M000-25	25"	
M000-30	30"	
M00-20	20"	VERADO 6CYL 2.6L 200 TO 400HP (2005>)
M00-25	25"	
M00-30	30"	
M02-20	20"	4 STR V6 3.4L 175HP, 200HP, 225HP & 175PRO XS (2018>)
M02-25	25"	
M02-30	30"	
M05-20	20"	VERADO 4CYL 1.7L 135HP, 150HP, 175HP, 200HP (2005>)
M05-25	25"	
M10-20	20"	4 STR 4CYL 3.0L 135HP, 150HP (2011>)
M10-25	25"	
M15-20	20"	4 STR 4CYL 2.1L 75HP, 80HP, 90HP, 100HP, 115HP (2014>)
M15-25	25"	
M20-15	15"	4 STR 4CYL 995CC 40HP, 50HP, 60HP (2008>)
M20-20	20"	
M20-25	25"	

CODE	LEG	FULL COVER
M25-15	15"	4 STR 3CYL 747CC 40HP (2008>)
M25-20	20"	
M30-15	15"	4 STR 3CYL 526CC 25HP, 30HP (2007>)
M30-20	20"	
M35-15	15"	4 STR 2CYL 333CC 15HP, 20HP (2018>)
M35-20	20"	
M35-25	25"	
M40-15	15"	4 STR 2CYL 209CC 8HP, 9.9HP (2006>)
M40-20	20"	
M45-15	15"	4 STR 1CYL 123CC 4HP, 5HP, 6HP (2012>)
M45-20	20"	
M50-15	15"	4 STR 1CYL 85CC 2.5HP, 3.5HP (2007>)
M50-20	20"	

VENTED COVER

Designed to stay on when motoring




CODE	MERCURY ENGINE - VENTED COVER
M000-V	4 STROKE V8 4.6L 250HP, 300HP & 200 to 300PRO XS (2018>)
M00-V	VERADO 6CYL 2.6L 200 TO 400HP (2005>)
M02-V	4 STROKE V6 3.4L 175HP, 200HP, 225HP & 175PRO XS (2018>)
M05-V	VERADO 4CYL 1.7L 135HP, 150HP, 175HP, 200HP (2005>)
M10-V	4 STROKE 4CYL 3.0L 135HP, 150HP (2011>)
M15-V	4 STROKE 4CYL 2.1L 75HP, 80HP, 90HP, 100HP 115HP (2014>)
M20-V	4 STROKE 4CYL 995CC 40HP, 50HP, 60HP (2008>)
M25-V	4 STROKE 3CYL 747CC 40HP (2008>)
M30-V	4 STROKE 3CYL 526CC 25HP, 30HP (2007>)
M35-V	4 STROKE 2CYL 333CC 15HP, 20HP (2018>)
M40-V	4 STROKE 2CYL 209CC 8HP, 9.9HP W/LIFT HARNESS (2006>)
M45-V	4 STROKE 1CYL 123CC 4HP, 5HP, 6HP W/LIFT HARNESS (2012>)
M50-V	4 STROKE 1CYL 85CC 2.5HP, 3.5HP W/LIFT HARNESS (2007>)





**ATLAS**  
CANVAS FABRIC


**SILVER SOFT RANGE**  
DOPE DYED POLYESTER CANVAS  
340 g/m<sup>2</sup> - 10.3oz/yd<sup>2</sup>



Buckle Fastening on all covers



Elasticized hem on all covers



Mesh Vent in vented motor cover



#10 zipper in full motor cover



## HALF COVER

Custom fit, designed to fit your engine

CODE	MERCURY ENGINE - HALF COVER
Y000-S	XTO V8 5.6L F425A (2018>)
Y00-S	V8 5.3L F350A (2007>)
Y05-S	V6 4.2L F225F, F250D, F300B (2010>)
Y10-S	4CYL 2.8L F150D, F175A, F200F(2015>)
Y15-S	4CYL 2.7L F150D (2016>)
Y20-S	4CYL 1.8L F115B, F130A (2015>)
Y24-S	4CYL 1.8L F75D, F90C, F100F (2017>)
Y25-S	4CYL 996CC F50H, F60F, F70A (2010>)
Y30-S	3CYL 747CC F30B, F40F (2009>)
Y35A-S	2CYL 432CC F25G (2017>)
Y35-S	2CYL 498CC F25D (2010>)
Y40-S	2CYL 362CC F15C, F20B (2007>)
Y45-S	2CYL 212CC F8F, F9.9J (2013>)
Y50-S	1CYL 139CC F4B, F5A, F6C (2010>)
Y55-S	1CYL 72CC F2.5B (2015>)



## FULL COVER

Custom fit, designed to fit your engine

CODE	LEG	FULL COVER
Y000-25	25"	XTO V8 5.6L F425A (2018>)
Y000-30	30"	
Y000-35	35"	
Y00-25	25"	V8 5.3L F350A (2007>)
Y00-30	30"	V6 4.2L F225F, F250D, F300B (2010>)
Y05-25	25"	
Y05-30	30"	
Y10-20	20"	4CYL 2.8L F150D, F175A, F200F (2015>)
Y10-25	25"	4CYL 2.7L F150D (2016>)
Y15-20	20"	
Y15-25	25"	
Y20-20	20"	4CYL 1.8L F115B, F130A (2015>)
Y20-25	25"	4CYL 1.8L F75D, F90C, F100F (2017>)
Y24-20	20"	
Y24-25	25"	

CODE	LEG	FULL COVER
Y25-20	20"	4CYL 996CC F50H, F60F, F70A (2010>)
Y30-20	20"	3CYL 747CC F30B, F40F (2009>)
Y35A-15	15"	2CYL 498CC F25G (2017>)
Y35A-20	20"	
Y35-15	15"	2 CYL 498CC F25D (2010>)
Y35-20	20"	
Y40-15	15"	2CYL 362CC F15C, F20B (2007>)
Y40-20	20"	
Y45-15	15"	2CYL 212CC F8F, F9.9J (2013>)
Y45-20	20"	
Y50-15	15"	1CYL 139CC F4B, F5A, F6C (2010>)
Y50-20	20"	
Y55-15	15"	1CYL 72CC F2.5B (2015>)



## VENTED COVER

Designed to stay on when motoring

CODE	YAMAHA ENGINE - VENTED COVER
Y000-V	XTO V8 5.6L F425A (2018>)
Y00-V	V8 5.3L F350A (2007>)
Y05-V	V6 4.2L F225F, F250D, F300B (2010>)
Y10-V	4CYL 2.8L F150D, F175A, F200F (2015>)
Y15-V	4CYL 2.7L F150D (2016>)
Y20-V	4CYL 1.8L F115B, F130A (2015>)
Y24-V	4CYL 1.8L F75D, F90C, F100F (2017>)
Y25-V	4CYL 996CC F50H, F60F, F70A (2010>)
Y30-V	3CYL 747CC F30B, F40F (2009>)
Y35A-V	2CYL 432CC F25G (2017>)
Y35-V	2 CYL 498CC F25D (2010>)
Y40-V	2CYL 362CC F15C, F20B (2007>)
Y45-V	2CYL 212CC F8F, F9.9J W/LIFT HARNESS (2013>)
Y50-V	1CYL 139CC F4B, F5A, F6C W/LIFT HARNESS (2010>)
Y55-V	1CYL 72CC F2.5B W/LIFT HARNESS (2015>)







SILVER SOFT RANGE  
DOPE DYED POLYESTER CANVAS  
340 g/m<sup>2</sup> - 10.3oz/yd<sup>2</sup>



Buckle Fastening on all covers



Elasticized hem on all covers



Mesh Vent in vented motor cover



#10 zipper in full motor cover

HALF COVER

Custom fit, designed to fit your engine



CODE	SUZUKI ENGINE - HALF COVER
S000-S	V6 4.4L DF350A, DF325A (2017>)
S00-S	V6 4.0L DF250AP, DF300AP (2012>)
S05-S	V6 3.6L DF200, DF225, DF250 (2003>)
S06-S	4CYL 2.8L DF150AP, DF175AP, DF200AP (2014>)
S10-S	4CYL 2.8L DF150, DF175 (2005>)
S15-S	4CYL 2.0L DF100A, DF115A, DF140A (2012>)
S20-S	4CYL 1.5L DF70A, DF80A , DF90A (2008>)
S25-S	3CYL DF40A, DF50A, DF60A (2010>)
S30-S	3CYL DF25A, DF30A (2014>)
S35-S	2CYL 327CC DF15A, DF20A (2012>)
S40-S	1CYL 208CC DF8A, DF9.9A (2010>)
S45-S	1CYL 138CC DF4A, DF5A, DF6A (2002>)
S50-S	1CYL 68CC DF2.5 (2006>)

FULL COVER

Custom fit, designed to fit your engine



CODE	LEG	FULL COVER
S000-25	25"	V6 4.4L DF350A, DF325A (2017>)
S000-30	30"	
S00-25	25"	V6 4.0L DF250AP, DF300AP (2012>)
S00-30	30"	
S05-25	25"	V6 3.6L DF200, DF225, DF250 (2003>)
S05-30	30"	
S06-25	25"	4CYL 2.8L DF150AP, DF175AP, DF200AP (2014>)
S06-30	30"	
S10-20	20"	4CYL 2.8L DF150, DF175 (2005>)
S10-25	25"	
S15-20	20"	4CYL 2.0L DF100A, DF115A, DF140A (2012>)
S15-25	25"	
S20-20	20"	4CYL 1.5L DF70A, DF80A , DF90A (2008>)
S20-25	25"	

CODE	LEG	FULL COVER
S25-20	20"	3CYL DF40A, DF50A, DF60A (2010>)
S25-25	25"	
S30-15	15"	3CYL DF25A, DF30A (2014>)
S30-20	20"	
S35-15	15"	2CYL 327CC DF15A, DF20A (2012>)
S35-20	20"	
S40-15	15"	1CYL 208CC DF8A, DF9.9A (2010>)
S40-20	20"	
S45-15	15"	1CYL 138CC DF4A, DF5A, DF6A (2002>)
S45-20	20"	
S50-15	15"	1CYL 68CC DF2.5 (2006>)

VENTED COVER

Designed to stay on when motoring



CODE	SUZUKI ENGINE - VENTED COVER
S000-V	V6 4.4L DF350A, DF325A (2017>)
S00-V	V6 4.0L DF250AP, DF300AP (2012>)
S05-V	V6 3.6L DF200, DF225, DF250 (2003>)
S06-V	4CYL 2.8L DF150AP, DF175AP, DF200AP (2014>)
S10-V	4CYL 2.8L DF150, DF175 (2005>)
S15-V	4 CYL 2.0L DF100A, DF115A, DF140A (2012>)
S20-V	4CYL 1.5L DF70A, DF80A , DF90A (2008>)
S25-V	3CYL DF40A, DF50A, DF60A (2010>)
S30-V	3CYL DF25A, DF30A (2014>)
S35-V	2CYL 327CC DF15A, DF20A (2012>)
S40-V	1CYL 208CC DF8A, DF9.9A W/LIFT HARNESS (2010>)
S45-V	1CYL 138CC DF4A, DF5A, DF6A W/LIFT HARNESS (2002>)
S50-V	1CYL 68CC DF2.5 W/LIFT HARNESS (2006>)





**ATLAS**  
CANVAS FABRIC

**SILVER SOFT RANGE**  
DOPE DYED POLYESTER CANVAS  
340 g/m<sup>2</sup> - 10.3oz/yd<sup>2</sup>



Buckle Fastening on all covers



Elasticized hem on all covers



Mesh Vent in vented motor cover



#10 zipper in full motor cover



## HALF COVER

Custom fit, designed to fit your engine



CODE	HONDA ENGINE - HALF COVER
H00-S	V6 3.6L BF250 (2011>)
H00A-S	V6 3.6L BF200, BF225, BF250 (2019>)
H05-S	V6 3.5L BF175, BF200, BF225 (2010>)
H10-S	4CYL 2.3L BF115, BF135, BF150 (2010>)
H15-S	4CYL 1.5L BF75, BF80, BF90, BF100 (2014>)
H20-S	3CYL 1L BF60 (2009) BFP60 (2009>)
H25-S	3CYL 808CC BF40, BF50 (2017>)
H30-S	3CYL 552CC BF25, BF30 (2002>)
H35-S	2CYL 350CC BF15, BF20 (2002>)
H40-S	2CYL 222CC BF8, BF9.9, BF10 (2000>)
H45-S	1CYL 127CC BF4, BF5, BF6 (2016>)
H50-S	1CYL 57CC BF2.3 (2014>)



## FULL COVER

Custom fit, designed to fit your engine



CODE	LEG	FULL COVER
H00-20	20"	V6 3.6L BF250 (2011>)
H00-25	25"	
H00-30	30"	
H00A-20	20"	V6 3.6L BF200, BF225, BF250 (2019>)
H00A-25	25"	
H00A-30	30"	
H05-20	20"	V6 3.5L BF175, BF200, BF225 (2010>)
H05-25	25"	
H05-30	30"	
H10-20	20"	4CYL 2.3L BF115, BF135, BF150 (2016>)
H10-25	25"	
H15-20	20"	4CYL 1.5L BF75, BF80, BF90, BF100 (2014>)
H15-25	25"	
H20-20	20"	3CYL 1L BF60 (2009) BFP60 (2009>)
H20-25	25"	

CODE	LEG	FULL COVER
H25-20	20"	3CYL 808CC BF40, BF50 (2017>)
H25-25	25"	
H30-15	15"	3CYL 552CC BF25, BF30 (2002>)
H30-20	20"	
H35-15	15"	2CYL 350CC BF15, BF20 (2002>)
H35-20	20"	
H35-25	25"	2CYL 222CC BF8, BF9.9, BF10 (2000>)
H40-15	15"	
H40-20	20"	1CYL 127CC BF4, BF5, BF6 (2016>)
H45-15	15"	
H45-20	20"	1CYL 57CC BF2.3 (2014>)
H50-15	15"	
H50-20	20"	



## VENTED COVER

Designed to stay on when motoring



CODE	HONDA ENGINE - HALF COVER
H00-V	V6 3.6L BF250 (2011>)
H00A-V	V6 3.6L BF200, BF225, BF250 (2019>)
H05-V	V6 3.5L BF175, BF200, BF225 (2010>)
H10-V	4CYL 2.3L BF115, BF135, BF150 (2010>)
H15-V	4CYL 1.5L BF75, BF80, BF90, BF100 (2014>)
H20-V	3CYL 1L BF60 (2009) BFP60 (2009>)
H25-V	3CYL 808CC BF40, BF50 (2017>)
H30-V	3CYL 552CC BF25, BF30 (2002>)
H35-V	2CYL 350CC BF15, BF20 (2002>)
H40-V	2CYL 222CC BF8, BF9.9, BF10 (2000>)
H45-V	1CYL 127CC BF4, BF5, BF6 (2016>)
H50-V	1CYL 57CC BF2.3 (2014>)



# OUTBOARD MOTOR CARRY BAG

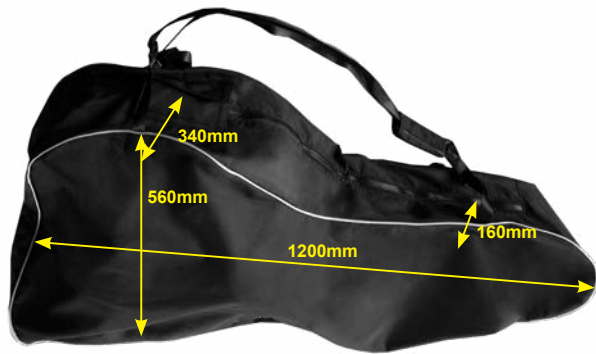
OCEAN SOUTH



SILVER SOFT RANGE  
DOPE DYED  
POLYESTER CANVAS  
340 g/m<sup>2</sup> - 10.3oz/yd<sup>2</sup>



Openng in top allows access to engine grip handle



- Fits most portable outboard engines upto 30kg
- Constructed from a premium woven dope dyed polyester fabric with protective soft felt inner lining.
- Breathable & water resistant fabric.
- Adjustable heavy duty carry straps are designed to wrap around motor shaft and cowling for maximum security when carrying.
- Dual size 10# zippers - Allow easy access to motor carry handle.

CODE	DESCRIPTION
MA 088	Outboard motor carry bag




## BOARDING LADDERS & HANDRAILS

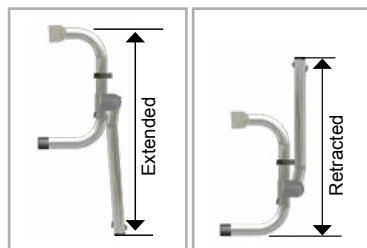
STAINLESS STEEL / ALUMINIUM



SHORT BASE  
- 316 STAINLESS STEEL



- Step spacings 260mm.
- Ladder width 290mm.
- 316 grade stainless steel fasteners and tube.
- High polish Ø25mm stainless steel.

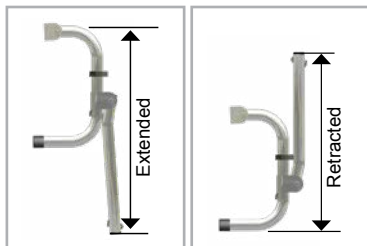


CODE	STEPS	LENGTH EXTENDED	LENGTH RETRACTED
MA 031	2	485mm	420mm
MA 032	3	745mm	670mm

LONG BASE  
- 316 STAINLESS STEEL



- Step spacings 260mm.
- Ladder width 290mm.
- 316 grade stainless steel fasteners and tube.
- High polish Ø25mm stainless steel.

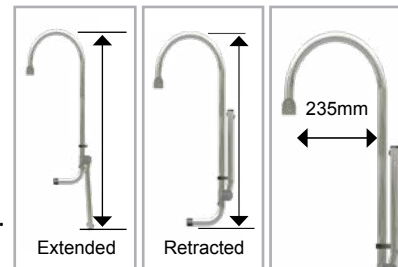


CODE	STEPS	LENGTH EXTENDED	LENGTH RETRACTED
MA 033	3	645mm	470mm
MA 034	4	895mm	670mm
MA 035	5	1150mm	685mm

GUNWALE  
- 316 STAINLESS STEEL



- Step spacings 260mm.
- Ladder width 290mm.
- 316 grade stainless steel fasteners and tube.
- High polish Ø25mm stainless steel.




CODE	STEPS	LENGTH EXTENDED	LENGTH RETRACTED
MA 036	3	920mm	710mm
MA 037	4	1180mm	710mm

FOLD AWAY  
- ALUMINIUM



- Heavy duty anodised aluminium Ø25mm tubing.
- Rubber - coated gunwale hooks with cushioned tips.
- Hooks and fend off feet fold flat for compact storage.
- Tough white moulded non-slip step.
- Reinforced plastic fend off feet.




CODE	STEPS	LENGTH	WIDTH
MA 011	3	850mm	355mm
MA 012	4	1100mm	355mm





- 316 grade stainless steel tube.
- Marine grade nylon base.
- Mounting hardware included.



## Ø19MM HANDRAILS

HEIGHT - 67mm



## Ø22MM HANDRAILS

HEIGHT - 67mm



## Ø25MM HANDRAILS

HEIGHT - 70mm



CODE	CENTRE HOLE DISTANCE	HANDRAIL LENGTH
MA 019-09	305mm	229mm
MA 019-12	383mm	305mm
MA 019-18	532mm	457mm
MA 019-24	684mm	610mm

CODE	CENTRE HOLE DISTANCE	HANDRAIL LENGTH
MA 022-09	305mm	229mm
MA 022-12	383mm	305mm
MA 022-18	532mm	457mm
MA 022-24	684mm	610mm

CODE	CENTRE HOLE DISTANCE	HANDRAIL LENGTH
MA 025-09	325mm	229mm
MA 025-12	383mm	305mm
MA 025-18	532mm	457mm
MA 025-24	684mm	610mm
MA 025-30	809mm	762mm



# FISHING GEAR

BAIT BOARDS | ROD HOLDERS | SEA ANCHORS







- Size 700mm x 420mm.
- Mounts are adjustable to suit various mounting widths.
- Extremely strong polypropylene, tough against cuts and UV deterioration.
- Two mounting legs for greater stability.
- Drain hole.




ALSO SOLD SEPARATELY

CODE	DESCRIPTION
MA 105-1	Large Bait Board - Rod Holder Mount
MA 105-2	Large Bait Board - Rail Mount (Suits Ø25mm Rails)
MA 105-3	Large Bait Board - Lock Fast Holder Mount
MA 102-1	Single Rod Holder - Pair
MA 102-2	Dual Rod Holder - Pair



OPTIONAL COMPONENTS

21060-3\*  
LOCK-FAST HOLDERS  
For Ø32 mm Tube



\* Denotes Product Code

- Size 850mm x 460mm.
- Mounting width 570mm.
- Extremely strong polypropylene, tough against cuts and UV deterioration.
- Two mounting legs with 'Lock Fast' fitting for superior stability.
- Drain Hole, Sink & Rod Holders.

CODE	DESCRIPTION
MA 109-1	Extra Large Bait Board - Lock Fast Gunnel Mount
MA 109-2	Extra Large Bait Board - Rail Mount (Suits Ø25mm Rails)
MA 109-4	Extra Large Bait Board - Stainless Steel Handle & Rod Holders



### SMALL BAIT BOARD



- Oceansouth Bait Boards are reinforced with a unique rib core to provide a rigid and stable surface. Easily removed for cleaning and storage.
- Size 460mm x 375mm
  - Rod and rail mount feature adjustable thumbscrew ratchet which allows table to be fastened at the desired angle.
  - Extremely strong polypropylene, tough against cuts and UV deterioration.
  - Drain hole.

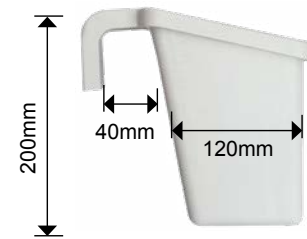
CODE	DESCRIPTION
MA 104-1	Small Bait Board - Rod Holder Mount
MA 104-2	Small Bait Board - Rail Mount (Suits Ø25mm Rails)
MA 104-3	Small Bait Board - Lock Fast Holder Mount

### GUNWALE STORAGE BIN

- Storage Solution for Aluminium Boats



- Hangs over gunwale, ideal to store small items, bait or tackle.
- Includes holder for cup or can.
- Will fit 40mm wide gunwale.

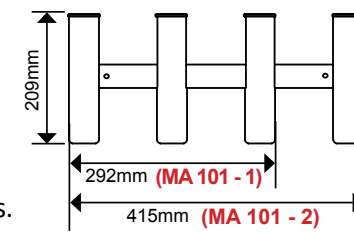


CODE	DESCRIPTION
MA 106-1	Bait & Storage Bin
MA 106-2	Bait & Storage Bin - Drink Holder
MA 106-3	Bait & Storage Bin - Integrated Bait Board

### ROD RACKS - Stainless Steel



- Mirror finish 316 stainless steel.
- Solid construction - no moving parts.
- Rounded top and bottom edges.
- Racks can be teamed together to multiply rod storage.
- Convenient side storage of rods.
- External rod holder diameter 42mm.
- Gimble pin rod stop.
- Internal polymer sleeve protects rod handles.



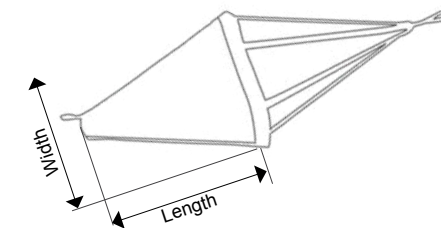
CODE	DESCRIPTION
MA 101-1	Rod Rack of 3
MA 101-2	Rod Rack of 4

### SEA ANCHOR DROGUE



Ideal for fishing, our Sea Anchor Drogue is constructed with tough PVC rip-stop fabric, reinforced nylon straps, and continuous webbing for added strength

- Tough PVC rip-stop fabric.
- Opening reinforced with 50mm webbing.
- Reinforced construction woven polyester straps.
- Continuous webbing for added strength.
- Slows boat rate of drift.
- Ideal for fishing.



CODE	WIDTH	LENGTH	SUITS BOAT LENGTH
10071	600mm	530mm	15ft
10072	800mm	700mm	20ft
10073	1070mm	1100mm	25ft
10074	1350mm	1400mm	30ft




QUICK LIFT ROD HOLDERS



- Tapered spacer for secure fit into 30° rod holder mount.
- Adjustable thumbscrew ratchet allows rod holders to be set at desired angle.
- Holders made from tough glass filled polymer.



CODE	DESCRIPTION
MA 108 - 1	2 in 1 Rod holder mount
MA 108 - 2	2 in 1 Rail mount to suit 25mm railing



- Tapered spacer for secure fit into 30° rod holder mount.
- Adjustable thumbscrew ratchet allows rod holders to be set at desired angle.
- Holders made from tough glass filled polymer.



CODE	DESCRIPTION
MA 107S	3 in 1 Starboard mount
MA 107P	3 in 1 Port mount

ROD HOLDERS - 90° & 30°



- Rectangle 90°**
- Robust narrow head rod holders, UV stabilized polypropylene.
  - Flush mount with bevelled edge, 90 degree angled shaft.
  - Moulded rod gimbal in the shaft base.
  - Slim line head is ideal for narrow gunwales.

CODE	HEAD SIZE	SHAFT I.D	LENGTH	COLOUR
21170	87mm x 58mm	43mm	230mm	Black
21171	87mm x 58mm	43mm	230mm	White



- Rectangle 30°**
- Robust narrow head rod holders, UV stabilized polypropylene.
  - Flush mount with bevelled edge, 30 degree angled shaft .
  - Moulded rod gimbal in the shaft base.
  - Slim line head is ideal for narrow gunwales.

CODE	HEAD SIZE	SHAFT I.D	LENGTH	COLOUR
21172	87mm x 63mm	43mm	240mm	Black
21173	87mm x 63mm	43mm	240mm	White



- Oval 30°**
- Robust UV stabilized polypropylene rod holder with a large Oval shaped head.
  - Flush mount with bevelled edge, 30 degree angled shaft.
  - Moulded rod gimbal in the shaft base.

CODE	HEAD SIZE	SHAFT I.D	LENGTH	COLOUR
21174	115mm x 90mm	43mm	240mm	Black
21175	115mm x 90mm	43mm	240mm	White



# HOOKS, PADDLES & OARS

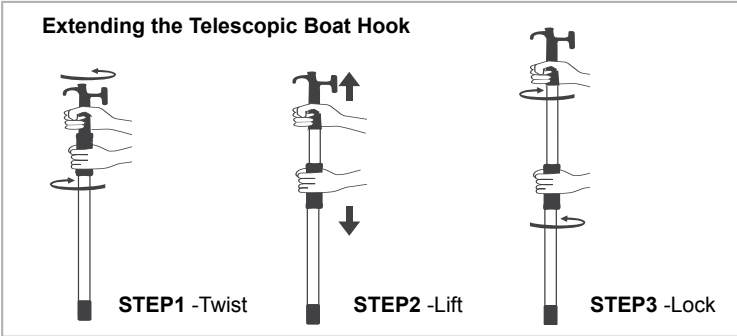
TELESCOPIC | SPLIT SHAFT





BOAT HOOKS

- Rubber hand grips.
- High strength polypropylene hook.
- ‘Fend-off’ flat top design.
- Double sided hook.




PADDLES

- Anodised alloy shaft Ø35mm.
- Polypropylene blade.



CODE	DESCRIPTION	LENGTH
MA 001	Boat hook head	NA
MA 002	Boat hook fixed	1450mm
MA 003	Boat hook fixed	1800mm
MA 004	Boat hook telescopic	1180-2040mm
MA 005	Boat hook telescopic small	600-1050mm



CODE	LENGTH
PA 125	1200mm
PA 150	1500mm

STANDARD PADDLE - With T- Handle



- Anodised alloy shaft Ø25mm.
- Polypropylene blade.

CODE	LENGTH
PA 121	1200mm

TELESCOPIC PADDLE



- Easy twist telescopic locking system
- Hard anodised alloy shaft.
- Polypropylene blade.

CODE	LENGTH
PA 110	600mm - 1200mm (3 part)
PA 111	750mm - 1200mm (3 part)



KAYAK PADDLE - Split Shaft

2 position Split Shaft  
60° Right / Left / Centre

3 position Split Shaft  
60° Right / Left / Centre

• Anodised alloy shaft Ø25mm.  
• Drip rings.

CODE	COLOUR	LENGTH
PA 170	Yellow	1800mm
PA 175	Yellow	2170mm

ASYMMETRIC KAYAK PADDLE

3 position Split Shaft  
60° Right / Left / Centre

**Split Shaft**

CODE	COLOUR	LENGTH
PA 185Y	Yellow	2170mm
PA 185W	White	2170mm
PA 185B	Blue	2170mm
PA 185BK	Black	2170mm

**Fixed**

- Glass fibre reinforced polypropylene blades.
- Drip rings, sealed blades & shaft.
- Hard anodised aluminium shaft Ø29mm.
- Grip indicators.
- Asymmetric slightly spooned blades with 40° offset.

CODE	COLOUR	LENGTH
PA 285Y	Yellow	2170mm
PA 285W	White	2170mm
PA 285B	Blue	2170mm
PA 285BK	Black	2170mm

Split Shaft



Our 2-piece aluminium oars allow for convenient, simple storage, without sacrificing durability.




\* Denotes Product Code

OPTIONAL COMPONENTS		
<p>31003* OARLOCK (PAIR)</p> <p>Suitable for Oars up to Ø44mm Shank Ø12mm</p>	<p>31002* OARLOCK BASE</p> <p>Top mount Oarlock Base Nylon</p>	<p>31001* OARLOCK WITH THUMB SCREW</p> <p>Oarlock with thumb screw Nylon</p>

- Ø35mm x 1.2mm aluminium tube.
- Anodised shafts.
- UV polypropylene blades.
- Grip handle.
- Oar stops.
- Two piece design for convenient storage.
- Supplied in pairs.

CODE	COLOUR
PA 300	Oars Aluminium 2 piece with stop 1.80m





Heavy Duty Blade

Option A

Oar Lock

- 10mm (3/8")
- 12mm (1/4")
- 17mm (2/3")

Option B

Oar Stopper

Available in Australia

Option C

Oar Stopper



CODE	LENGTH
PA 400-1	1.52m
PA 400-2	1.65m
PA 400-3	1.80m
PA 400-4	1.95m
PA 400-5	2.10m
PA 400-6	2.25m
PA 400-7	2.40m
PA 400-8	2.60m

- Sold as a pair
- Rubberised hand grips and oar stops.
- Robust and durable Ø41mm aluminium powder coated shaft.
- Heavy duty UV polypropylene scull blades.

Split Shaft



Our 2-piece aluminium oars allow for convenient, simple storage, without sacrificing durability.

Option A

Oar Lock

- 12mm (1/4")

Option B

Oar Stopper

Available in Australia

Option C

Oar Stopper




CODE	LENGTH
PA 410-1	1.85m
PA 410-2	2.00m
PA 410-3	2.15m
PA 410-4	2.30m
PA 410-5	2.45m
PA 410-6	2.60m
PA 410-7	2.75m

- Two piece design for convenient storage
- Sold as a pair
- Rubberised hand grips and oar stops.
- Robust and durable
- Ø41mm aluminium powder coated shaft.
- Heavy duty UV polypropylene scull blades.



Our **Outboard Backing Plates** are made from solid, UV resistant polypropylene and are available in both 8mm and 15mm thickness.

- Solid UV resistant polypropylene backing plates for outboard motor mounting.
- Smooth rounded outer edge and tapered shape for a clean professional finish.
- Available in two thickness: 8mm & 15mm.



CODE	LENGTH
100133	Outboard backing plate - 8mm
100134	Outboard backing plate - 15mm

## LARGE SIGNAL HORN



Oceansouth's **Acoustic Gas Horn** uses ozone-friendly propellant. Signals up to 1500 metres. An important part of your craft's safety gear. Also widely used by sporting clubs, schools and industry.  
**POPULAR INDUSTRIAL USAGE**

### Features

- **Australian Made**
- Construction safety signal
- Fire signal
- Rail Signal

CODE	DESCRIPTION	CAPACITY
10033	Horn and Can	380ml
10032	Spare Can	380ml

## MINI SIGNAL HORN



The **Mini Signal Horn** is the perfect companion for outdoor and sporting enthusiasts.

### Features

- Small enough to fit into your briefcase bag or backpack
- An essential item for night time workers, senior citizens, students or anyone concerned for their personal safety.

CODE	DESCRIPTION	CAPACITY
10043	Horn and Can	380ml
10042	Spare Can	380ml





  
**GOLDEN RANGE**  
DOPE DYED POLYESTER CANVAS  
350g/m<sup>2</sup> - 10.4oz/yd<sup>2</sup>

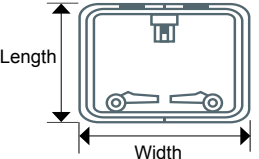


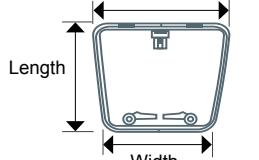
Oceansouth’s unique design allows the Hatch Cover to stay in place when the hatch is opened and remain firmly secured around the hatch when closed.

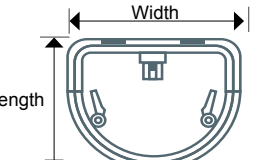
The hatch covers are manufactured with 100% Dope dyed polyester ATLAS canvas \*GOLDEN RANGE\* fabric to ensure excellent protection and to extend the life of your hatch.

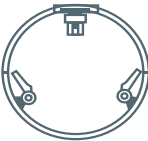
- Surround drawstring, sure - lock toggle.
- Breathable marine canvas reduces condensation build-up and provides excellent UV protection.
- Available for 5 hatch styles, multiple sizes.

CODE	LENGTH	WIDTH	SQUARE
MA 400 - 1	280mm	280mm	
MA 400 - 2	330mm	330mm	
MA 400 - 3	450mm	450mm	
MA 400 - 4	500mm	500mm	
MA 400 - 5	580mm	580mm	
MA 400 - 6	700mm	700mm	
MA 400 - 7	770mm	770mm	
MA 400 - 8	860mm	860mm	

CODE	LENGTH	WIDTH	RECTANGLE
MA 400 - 1	280mm	280mm	
MA 400 - 2	330mm	330mm	
MA 400 - 3	450mm	450mm	

CODE	LENGTH	WIDTH	TRAPEZOID
MA 400 - 12	660mm	620-520mm	
MA 400 - 13	580mm	700-560mm	

CODE	LENGTH	WIDTH	D HALF ROUND
MA 400 - 14	450mm	580mm	
MA 400 - 15	500mm	600mm	

CODE	DIAMETER	ROUND
MA 400 - 1	Ø300mm	
MA 400 - 2	Ø500mm	
MA 400 - 3	Ø600mm	

MEASUREMENT GUIDE

ANDERSON		HARKEN		LEWMAR	
WINCH TYPE	SIZE	WINCH TYPE	SIZE	WINCH TYPE	SIZE
28 Electric ST Compact	3	B32.2C 2 Speed	1	24 Two Speed	1
28 Standard	1	B32.2STC 2 Speed	3	30 ST Ocean Two Speed	3
28 Standard ST	3	B40.2C 2 Speed	2	30 Two Speed	1
40 Electric ST Compact	4	B40.2STC 2 Speed	4	40 Electric ST	5
40 Standard	2	B40.2STEC Electric	6	40 ST Ocean Two Speed	4
40 Standard ST	4	B44.2STC 2 Speed	5	40 STOR Racing	4
46 Electric ST	7	B44.2STEC Electric	6	40 Two Speed	2
46 Electric ST Compact	6	B45.2STR Racing 2 Speed	5	44 Electric ST	6
46 Hydraulic ST	6	B46.2STC 2 Speed	6	44 Hydraulic ST	6
46 ST Stainless Steel	6	B46.2STEC Electric	7	44 ST Ocean Two Speed	5
46 Standard	2	B48.2STC 2 Speed	7	44 STOR Racing	5
46 Standard ST	6	B48.2STEC Electric	8	44 STOR Racing - High Speed	6
52 Electric ST	8	B48.2STR Racing 2/3 Speed	7	48 Electric ST	7
52 Electric ST Compact	8	B53.2ST 2 Speed	9	48 Hydraulic ST	7
52 Hydraulic ST	8	B53.2STC 2/3 Speed	8	48 ST Ocean Two Speed	6
52 ST Stainless Steel	7	B53.2STE Electric	9	48 STOR Racing	6
52 Standard ST	7	B53.2STH Hydraulic	9	48 STOR Racing - High Speed	7
58 Electric STE	9	B53.2STR Racing 2 Speed	8	50 Electric ST	9
58 Electric STE Compact D	9	B56.2ST 2 Speed	9	50 Hydraulic ST	9
58 Electric STE Compact U	9	B56.2STE Electric	10	50 ST Ocean Two Speed	8
58 Hydraulic STH	9	B56.2STH Hydraulic	10	50 STOR Racing	8
58 ST Stainless Steel	9	B56.3ST 3 Speed	9	54 Electric ST	9
58 Standard ST	9			54 Hydraulic ST	9
62 Electric STE	9			54 ST Ocean Two Speed	8
62 Electric STE Compact D	9			54 STOR Racing	8
62 Electric STE Compact U	9			58 Electric ST	10
62 Hydraulic STH	9			58 Hydraulic ST	10
62 ST Stainless Steel	9			58 ST Two Speed	9
62 Standard ST	9			58 STOR Racing	9
				62 STOR Racing	9
				64 Electric ST	10
				64 Hydraulic ST	10
				64 ST Two Speed	9

  
**GOLDEN RANGE**  
DOPE DYED POLYESTER CANVAS  
350g/m<sup>2</sup> - 10.4oz/yd<sup>2</sup>



- Simple design allows for quick fitting on/off.
- 1" elasticised waist secures cover firmly around winch.
- Double thickness stitched hem sits neatly around winch base.
- Excellent UV and weather protection.

CODE	SIZE	HEIGHT	BASE Ø	STANDARD
MA 401 - 1	1	130mm	130mm	
MA 401 - 2	2	145mm	140mm	
MA 401 - 3	3	160mm	145mm	
MA 401 - 4	4	180mm	150mm	
MA 401 - 5	5	200mm	170mm	
MA 401 - 6	6	215mm	190mm	
MA 401 - 7	7	230mm	200mm	
MA 401 - 8	8	250mm	205mm	
MA 401 - 9	9	280mm	270mm	
MA 401 - 10	10	315mm	290mm	







### **OCEANSOUTH AUSTRALIA**

1-3 Urban Street, Braeside,  
Victoria 3195,  
Tel: +61 3 9580 0015  
Fax: +61 3 9580 7844  
sales@oceansouth.com.au

### **OCEANSOUTH USA INC**

3906-3908 NW 126th Avenue,  
Coral Springs, Florida 33065  
Tel: +1 954 575 8444  
Fax: +1 954 575 8899  
sales@oceansouth.us

### **OCEANSOUTH CHINA CO. LTD.**

938 Nanfeng Road, Fengcheng,  
Fengxian, Shanghai 201411  
Tel: +86 21 5752 2291  
Fax: +86 21 5752 1753  
info@oceansouth.com

### **OCEANSOUTH NEW ZEALAND LTD**

60 Hillside Road, Wairau Valley,  
Auckland 0627,  
Tel: +64 9 5513054  
Fax: +64 9 5513053  
sales@oceansouth.co.nz

### **OCEANSOUTH EUROPE GMBH**

Zeppelinstraße 9  
28844 Weyhe, Germany  
Tel: +49-(0)4404-20 900 30  
sales@oceansouth.de

### **OCEANSOUTH JIANGSU CO. LTD.**

Creative Industrial Park,  
Taixing, Jiangsu  
China